

Mémoire, Partim B

Auteur : Bastiaens, Quentin

Promoteur(s) : Quinton, Loïc

Faculté : Faculté des Sciences

Diplôme : Master en sciences chimiques, à finalité approfondie

Année académique : 2023-2024

URI/URL : <http://hdl.handle.net/2268.2/20035>

Avertissement à l'attention des usagers :

Tous les documents placés en accès ouvert sur le site le site MatheO sont protégés par le droit d'auteur. Conformément aux principes énoncés par la "Budapest Open Access Initiative"(BOAI, 2002), l'utilisateur du site peut lire, télécharger, copier, transmettre, imprimer, chercher ou faire un lien vers le texte intégral de ces documents, les disséquer pour les indexer, s'en servir de données pour un logiciel, ou s'en servir à toute autre fin légale (ou prévue par la réglementation relative au droit d'auteur). Toute utilisation du document à des fins commerciales est strictement interdite.

Par ailleurs, l'utilisateur s'engage à respecter les droits moraux de l'auteur, principalement le droit à l'intégrité de l'oeuvre et le droit de paternité et ce dans toute utilisation que l'utilisateur entreprend. Ainsi, à titre d'exemple, lorsqu'il reproduira un document par extrait ou dans son intégralité, l'utilisateur citera de manière complète les sources telles que mentionnées ci-dessus. Toute utilisation non explicitement autorisée ci-avant (telle que par exemple, la modification du document ou son résumé) nécessite l'autorisation préalable et expresse des auteurs ou de leurs ayants droit.

LC-timsTOF coupled with mass spectrometry
imaging, the ideal method for metabolomic
analysis of arthropods ?
Case study: *Steatoda nobilis*

Supplementary Information

Academic year 2022-2023

Master in Chemistry

Dissertation submitted by
Quentin BASTIAENS
for the fulfilment of the degree of

I. TIMSTOF data

Table 1. Results of the TIMSTOF analysis. Peaks are listed on the right. If the peak is present in one of the samples, then a 1 is written in the corresponding cell, if the peak is not present in the sample, 0 is written. If the peak is a contaminant, then the 3 is written in the “Blank” section.

Ion (m/z)	Female triplicate 1	Female triplicate 2	Female triplicate 3	Male triplicate 1	Male triplicate 2	Male triplicate 3	Blank
113.1414	0	0	0	0	0	0	3
123.0641	1	1	1	1	1	1	3
123.0889	1	1	1	1	1	1	0
127.1575	0	0	0	0	0	0	3
128.0708	1	1	1	1	1	1	3
136.0304	1	1	1	1	1	1	3
141.0791	0	0	0	0	0	0	3
141.1734	0	0	0	0	0	0	3
141.9676	1	1	1	1	0	1	0
149.0326	1	1	1	1	1	1	3
151.0597	0	0	0	0	0	0	3
152.0706	0	0	0	1	1	0	0
155.0797	0	0	0	0	0	0	3
158.9373	0	0	0	0	0	0	3
161.105	1	1	1	1	1	1	0
163.0482	1	1	1	1	1	1	3
165.0786	0	0	0	1	1	0	0
167.0433	1	1	1	1	1	1	3
173.0899	1	1	1	1	1	1	3
175.0014	1	1	1	1	1	1	3
175.1206	0	0	0	1	1	0	0
179.1155	1	1	1	1	1	1	0
179.9123	0	0	0	0	0	0	3
180.9112	0	0	0	0	0	0	3
181.912	1	1	1	1	1	1	3
182.1998	0	0	0	0	0	0	3
182.9114	1	1	1	1	1	1	3
186.9324	0	0	0	0	0	0	3
191.0946	0	0	0	0	0	1	3
191.1515	1	1	1	0	0	0	0

192.0742	1	1	1	1	1	1	0
192.0892	1	1	1	0	0	0	0
193.0775	1	1	1	1	1	1	0
195.1103	1	1	1	1	1	1	0
197.1259	1	1	1	1	1	1	0
198.194	1	1	1	0	0	0	0
198.9496	0	0	0	0	0	0	3
200.1038	0	0	0	0	0	0	3
201.1117	0	0	0	0	0	0	3
202.1149	0	0	0	0	0	0	3
203.1153	1	1	1	1	1	1	0
205.0947	1	1	1	1	1	1	0
207.041	1	1	1	1	1	0	0
207.1832	1	1	1	1	1	1	3
208.0688	0	0	0	1	1	0	0
209.1625	1	1	1	1	1	1	3
209.1991	0	0	0	0	0	1	3
213.0624	1	1	1	0	0	0	0
213.1366	0	0	0	0	0	0	3
214.1525	1	1	1	0	0	0	0
214.9263	1	1	1	1	1	1	0
214.9272	0	0	0	0	0	0	3
214.9431	0	0	0	0	0	0	3
215.9305	0	0	0	0	0	0	3
216.9269	0	0	0	0	0	0	3
217.1159	1	1	1	1	1	1	3
217.2042	0	0	0	0	0	0	3
217.9653	1	1	1	1	1	1	0
218.1196	0	0	0	0	0	0	3
218.9199	0	0	0	0	0	0	3
219.1831	1	1	1	1	1	1	3
219.9063	1	1	1	1	1	1	0
219.9071	0	0	0	0	0	0	3
220.9385	0	0	0	0	0	0	3
221.1256	1	1	1	1	1	1	0
221.1262	0	0	0	0	0	0	3
221.937	1	1	1	1	1	1	3
222.9382	1	1	1	1	1	1	3
223.0725	1	1	1	1	1	1	3
223.1778	1	1	1	1	1	1	0
223.1785	0	0	0	0	0	0	3
223.215	0	0	0	0	0	0	3
223.9375	1	1	1	1	1	1	3

223.986	0	0	0	0	0	0	3
224.0728	1	1	1	1	1	1	0
225.0515	1	1	1	1	1	1	0
225.0692	1	1	1	1	0	0	0
225.0998	1	1	1	1	1	1	3
225.9207	0	0	0	0	0	0	3
227.1159	0	0	0	0	0	0	3
227.2096	0	0	0	0	0	0	3
227.9586	0	0	0	0	0	0	3
228.9426	0	0	0	0	0	0	3
229.0103	0	0	0	1	1	0	3
229.1063	0	0	0	0	0	0	3
232.8996	0	0	0	0	0	0	3
232.9374	0	0	0	0	0	0	3
233.1727	0	0	0	1	1	1	0
233.1893	0	0	0	1	1	0	0
233.1987	0	0	0	1	1	0	3
234.1764	0	0	0	1	1	1	0
235.1778	1	1	1	1	1	1	0
235.1785	0	0	0	0	0	0	3
235.2144	1	1	1	1	1	1	3
236.1813	1	1	1	0	0	0	3
237.1313	1	1	1	0	0	0	0
237.1931	1	1	1	1	1	1	0
237.1938	0	0	0	0	0	0	3
237.23	1	1	1	0	0	1	3
239.0906	0	0	0	0	0	0	3
239.1147	1	1	1	0	0	0	0
239.1731	0	0	0	0	0	0	3
239.9757	0	0	0	0	0	0	3
241.1173	0	0	0	0	0	0	3
241.1306	1	1	1	1	1	1	0
241.1315	0	0	0	0	0	0	3
241.1889	0	0	0	0	0	0	3
241.2251	0	0	0	0	0	0	3
243.2038	1	1	1	1	1	1	0
243.2044	0	0	0	0	0	0	3
247.1778	0	0	0	0	0	1	3
249.1933	1	1	1	1	1	1	3
250.9959	1	1	1	1	1	1	0
250.9963	0	0	0	0	0	0	3
251.0087	1	1	1	0	0	0	0
251.0093	0	0	0	1	1	1	0

251.0128	0	0	0	0	0	0	3
251.0555	0	0	0	0	0	1	3
251.1713	0	1	1	1	1	1	0
251.1722	1	0	0	0	0	0	3
251.2089	1	1	1	1	1	1	3
251.246	0	0	0	0	0	0	3
251.999	0	0	0	0	0	0	3
252.1689	0	0	0	0	0	0	3
253.0056	1	1	1	1	1	1	3
253.0697	0	0	0	0	0	0	3
253.1882	1	1	1	1	1	1	3
253.225	0	0	0	0	0	0	3
254.0535	0	0	0	0	0	0	3
255.2407	0	0	0	0	0	0	3
255.9528	1	0	0	0	0	1	3
255.9706	0	0	0	0	0	0	3
256.2719	1	1	1	1	1	1	0
256.2727	0	0	0	0	0	0	3
256.9565	0	0	0	0	0	0	3
257.1008	0	0	0	0	0	0	3
258.9528	0	0	0	0	0	0	3
259.1994	0	0	0	0	0	0	3
259.2138	1	1	1	0	0	0	0
259.9461	0	0	0	0	0	0	3
260.9327	1	1	1	1	1	1	3
261.1571	1	1	1	1	1	1	3
261.23	0	0	0	0	0	0	3
263.1717	0	0	0	0	0	1	0
263.2457	0	0	0	0	0	0	3
265.0113	0	1	1	1	1	0	0
265.0118	1	0	0	0	0	1	3
265.0297	0	0	0	0	0	0	3
265.1691	0	1	0	1	1	0	0
265.1878	1	0	1	1	1	1	3
265.2366	1	0	1	1	0	1	3
265.2612	1	1	0	0	1	1	3
266.014	0	0	0	0	0	0	3
267.1666	0	0	0	1	1	1	0
267.2037	0	0	0	0	0	1	3
268.0228	0	0	0	0	0	1	3
269.0641	0	0	0	0	0	0	3
269.2009	0	0	1	0	0	0	3
269.2559	0	0	0	0	0	1	3

269.9687	0	0	0	0	0	0	3
270.2872	1	1	1	1	1	1	0
270.288	0	0	0	0	0	0	3
271.1985	1	1	1	1	1	1	3
271.2875	0	0	0	0	0	0	3
272.03	1	1	1	1	1	1	0
272.9735	0	0	0	0	0	0	3
273.1563	1	1	1	1	1	1	0
273.1571	0	0	0	0	0	0	3
273.1927	1	1	1	1	1	1	0
273.1936	0	0	0	0	0	0	3
273.9258	0	0	0	0	0	0	3
273.9636	0	0	0	0	0	0	3
275.1719	1	1	1	1	1	1	0
275.1732	0	0	0	0	0	0	3
275.2082	1	1	1	1	1	0	0
275.2088	0	0	0	0	0	1	3
276.1765	0	0	0	0	0	0	3
277.1877	1	1	1	1	1	1	3
277.224	1	1	1	1	1	1	0
277.2246	0	0	0	0	0	0	3
279.1013	1	1	1	1	1	1	3
279.1673	1	1	1	1	1	1	3
279.2396	1	1	1	1	1	1	0
279.2404	0	0	0	0	0	0	3
280.1042	1	1	1	1	1	0	0
280.1044	0	0	0	0	0	1	0
280.1705	1	1	1	1	1	1	3
280.2437	0	0	0	0	0	0	3
281.0588	1	1	1	1	1	1	0
281.0597	0	0	0	0	0	0	3
281.1824	0	0	0	1	1	1	3
281.2189	1	1	1	0	0	1	0
281.2197	0	0	0	0	0	0	3
281.2557	1	0	0	0	0	1	3
282.0595	1	1	1	1	1	1	0
282.9139	0	0	0	0	0	0	3
283.038	1	1	1	0	0	0	0
283.2499	1	1	1	1	1	1	0
283.2707	1	1	1	1	1	1	0
283.2717	0	0	0	0	0	0	3
284.2748	0	0	0	0	0	0	3
284.9691	0	0	0	0	0	0	3

286.9964	0	0	0	1	1	0	0
289.1873	1	1	1	1	1	1	0
289.1885	0	0	0	0	0	0	3
291.13	1	1	1	1	1	1	0
291.2028	1	1	1	1	1	1	0
291.2034	0	0	0	0	0	0	3
291.2396	1	1	1	0	0	0	0
291.2607	1	1	1	1	1	0	0
291.2609	0	0	0	0	0	1	0
293.1823	0	0	0	1	1	1	3
293.2185	1	1	1	1	1	1	0
293.2192	0	0	0	0	0	0	3
295.1609	0	0	0	1	1	0	0
295.2342	0	0	1	1	1	0	0
295.2347	1	1	0	0	0	1	3
297.0902	1	1	1	1	1	1	0
297.0909	0	0	0	0	0	0	3
297.2501	1	0	0	0	0	1	3
299.0693	1	1	1	0	0	0	0
300.9118	0	0	0	0	0	0	3
301.1489	1	1	1	1	0	1	0
301.1493	0	0	0	0	1	0	3
301.26	1	1	1	1	1	1	0
302.1688	0	0	0	1	1	1	0
303.8911	1	1	1	1	1	1	0
305.1156	1	1	1	1	1	1	0
305.1165	0	0	0	0	0	0	3
305.1818	1	1	1	1	1	1	0
305.1828	0	0	0	0	0	0	3
307.1975	1	1	0	1	1	1	3
308.1965	0	0	0	0	0	0	3
309.1401	1	1	1	1	1	1	0
309.2256	0	0	1	0	0	1	3
309.2502	1	1	0	0	0	0	0
311.2294	0	0	0	0	0	0	3
311.3023	0	0	0	0	0	1	0
311.8693	0	0	0	0	0	0	3
312.8685	0	0	0	0	0	0	3
315.261	0	0	0	0	0	0	3
316.8891	0	0	0	0	0	0	3
321.1544	1	1	1	0	0	0	0
321.1747	1	1	1	0	0	0	0
322.0428	0	0	0	0	0	0	3

322.1581	1	1	1	0	0	0	0
323.0261	1	1	1	1	1	1	3
323.1529	1	1	1	0	0	0	0
323.1546	0	0	0	1	1	0	0
323.1921	0	0	0	1	1	1	0
323.2192	0	0	0	1	1	0	0
325.2078	0	0	0	1	1	0	0
325.2338	0	1	0	1	1	1	0
325.2407	1	0	1	0	0	1	0
325.2691	0	0	0	1	1	0	3
325.7478	0	0	0	1	1	0	0
326.2386	0	0	0	1	1	1	0
326.2575	0	0	0	1	1	0	0
327.0154	1	1	1	1	1	1	3
327.085	1	1	1	1	1	1	0
327.0859	0	0	0	0	0	0	3
327.2416	0	0	0	1	1	1	0
328.0191	0	0	0	0	0	0	3
328.1863	0	0	0	1	1	1	0
328.9062	0	0	0	0	0	0	3
329.012	1	1	1	1	1	1	0
329.013	0	0	0	0	0	0	3
329.1671	0	0	0	0	0	1	0
329.2582	0	0	0	0	0	0	3
331.0093	1	1	1	1	1	1	0
331.01	0	0	0	0	0	0	3
331.853	0	0	0	0	0	0	3
332.1792	0	0	0	0	0	1	0
333.1415	1	1	1	1	1	1	0
333.1421	0	0	0	0	0	0	3
334.9482	0	0	0	0	0	0	3
339.1652	1	1	1	0	0	0	0
339.206	0	0	0	1	1	0	0
339.2789	0	0	0	0	0	0	3
340.0524	0	0	0	0	1	1	3
340.1684	1	1	1	0	0	0	0
341.0249	1	1	1	0	0	0	0
341.0362	1	1	1	1	1	1	0
341.0368	0	0	0	0	0	0	3
341.0564	0	0	0	0	0	0	3
341.2946	0	0	0	0	0	0	3
342.0396	1	1	1	1	1	1	0
342.0402	0	0	0	0	0	0	3

342.1979	1	1	0	1	1	1	0
342.1984	0	0	0	0	0	0	3
343.2366	0	0	0	1	1	1	0
343.2374	0	0	0	0	0	0	3
344.8837	0	0	0	0	0	0	3
344.9029	0	0	0	0	0	0	3
345.0928	1	1	1	0	0	0	0
345.0935	0	0	0	1	1	1	0
345.8872	0	0	0	0	0	0	3
346.0968	1	1	1	0	0	0	0
346.884	0	0	0	0	0	0	3
346.9164	0	0	0	0	0	0	3
348.8765	0	0	0	0	0	0	3
349.2186	1	1	1	0	0	0	0
350.203	0	0	0	0	0	1	0
351.2596	1	1	1	0	0	0	0
355.0768	1	1	1	1	1	1	3
356.0776	1	1	1	1	1	1	3
357.0749	1	1	1	1	1	0	0
357.089	0	1	0	0	0	1	3
357.1326	1	1	1	0	0	0	0
357.151	1	0	1	0	0	0	0
358.0622	1	1	1	1	0	0	0
358.0627	0	0	0	0	1	1	3
358.8988	0	0	0	0	0	0	3
359.0465	1	1	1	1	1	1	0
359.0471	0	0	0	0	0	0	3
359.0664	0	0	0	0	0	1	3
360.0497	1	1	1	1	1	1	0
360.0503	0	0	0	0	0	0	3
361.1465	1	1	1	0	0	0	0
362.8562	0	0	0	0	0	0	3
362.8937	0	0	0	0	0	0	3
363.1193	0	0	0	0	0	0	3
365.2135	1	1	1	0	0	0	0
365.3967	0	0	0	0	0	0	3
367.2175	1	1	1	0	0	1	0
368.8631	0	0	0	0	0	0	3
369.1299	1	1	1	1	0	0	0
369.1308	0	0	0	0	1	1	3
369.2606	0	0	0	1	1	1	0
369.3585	0	0	0	0	0	0	3
369.9321	0	0	0	0	0	0	3

370.264	0	0	0	1	1	0	0
370.7422	1	1	1	0	0	0	0
371.0536	0	0	0	1	1	0	0
371.1075	1	1	1	1	1	1	0
371.1084	0	0	0	0	0	0	3
371.1293	1	1	1	0	0	0	0
371.3224	1	1	1	1	1	1	3
372.1082	1	1	1	1	1	1	0
372.109	0	0	0	0	0	0	3
372.1335	1	1	1	0	0	0	0
372.324	1	1	1	0	0	1	0
372.3264	0	0	0	0	0	0	3
373.0871	1	1	1	1	1	1	0
373.1063	1	1	1	0	0	0	3
375.0894	0	0	0	0	0	0	3
376.0728	1	1	1	1	1	1	3
376.2648	1	1	1	0	0	0	0
376.2651	0	0	0	1	1	1	0
376.9091	0	0	0	0	0	0	3
377.0758	1	1	1	1	1	1	0
377.0767	0	0	0	0	0	0	3
377.1519	1	1	1	0	0	0	0
377.2696	1	1	1	1	0	0	0
377.2702	0	0	0	0	1	1	0
379.2551	1	1	1	0	0	0	0
380.904	0	0	0	0	0	0	3
381.0278	1	1	1	1	1	0	0
381.0283	0	0	0	0	0	1	3
383.3377	0	0	0	0	0	0	3
383.3594	0	0	0	0	0	0	3
385.9097	0	0	0	0	0	0	3
386.9126	0	0	0	0	0	0	3
387.1726	0	0	0	1	1	0	0
387.303	0	0	0	1	1	0	0
388.9086	0	0	0	0	0	0	3
389.9024	0	0	0	0	0	0	3
391.2908	1	1	1	1	1	1	3
391.3121	0	0	0	0	0	0	3
392.1661	1	1	1	0	0	0	0
392.1666	0	0	0	1	1	0	0
392.2941	1	1	1	1	1	1	3
393.17	1	1	1	0	0	0	0
393.2952	1	1	1	1	1	0	0

393.2973	0	0	0	0	0	1	3
394.1818	1	1	1	0	0	0	0
394.865	0	0	0	0	0	0	3
395.2065	0	0	0	1	1	1	0
397.2203	0	0	0	1	1	1	0
399.3543	0	0	0	0	0	0	3
399.9246	0	0	0	0	0	0	3
401.2681	1	1	1	0	0	0	0
402.9243	0	0	0	0	0	0	3
403.2384	0	0	0	1	1	1	0
403.8817	0	0	0	0	0	0	3
403.9198	0	0	0	0	0	0	3
405.3069	0	0	0	0	0	0	3
408.161	1	1	1	0	0	0	0
408.3175	0	0	0	0	0	0	3
409.0717	0	0	1	0	0	0	0
409.1642	1	1	1	0	0	0	0
409.3889	0	0	0	0	0	0	3
411.3901	0	0	0	0	0	0	3
412.8708	0	0	0	0	0	0	3
414.1716	1	1	1	0	0	0	0
416.2624	1	0	0	1	1	1	0
419.3211	1	1	1	1	0	0	0
419.3217	0	0	0	0	1	1	3
419.3433	0	0	0	0	0	0	3
420.3245	1	1	1	1	1	0	0
420.3253	0	0	0	0	0	1	3
421.3288	0	0	0	0	0	0	3
423.2805	1	1	1	0	0	0	0
425.3679	1	1	1	1	1	0	0
425.3687	0	0	0	0	0	1	3
426.0785	0	0	0	0	0	0	3
426.3726	0	0	0	0	0	0	3
427.3847	0	0	0	0	0	0	3
427.3988	0	0	0	0	0	0	3
429.094	1	1	1	1	1	1	0
429.095	0	0	0	0	0	0	3
430.0948	1	1	1	1	1	1	0
430.3747	0	0	0	0	0	0	3
430.8934	1	1	1	1	1	1	3
431.0923	0	1	1	1	1	0	0
431.0929	1	0	0	0	0	1	3
432.077	1	0	0	1	1	1	0

432.0777	0	0	0	0	0	0	3
432.0944	1	1	0	1	1	0	0
432.095	0	0	0	0	0	1	0
432.891	0	1	0	0	0	0	3
433.3369	1	1	0	1	1	1	3
433.3591	0	0	0	0	0	0	3
434.3408	0	0	0	0	0	0	3
435.3442	0	0	0	0	0	0	3
436.348	0	0	0	0	0	0	3
437.2366	1	1	1	0	0	0	0
437.3513	0	0	0	0	0	0	3
439.4205	0	0	0	0	0	0	3
441.2761	1	1	1	0	0	0	0
441.3035	0	0	0	0	0	0	3
442.0144	0	0	0	0	0	0	3
442.8243	0	0	0	0	0	0	3
442.9977	0	0	0	1	1	1	3
445.0722	0	0	0	1	1	1	0
445.0729	0	0	0	0	0	0	3
445.097	0	1	1	1	1	0	0
445.1156	1	1	1	1	0	0	0
445.1251	1	0	0	0	1	1	0
445.1264	0	0	0	0	0	0	3
445.1469	1	1	1	1	1	1	0
446.0557	0	0	0	1	1	1	0
446.0568	0	0	0	0	0	0	3
446.0761	0	0	0	0	0	0	3
446.1263	1	1	1	1	1	1	3
447.1043	1	1	1	1	1	1	0
447.1057	0	0	0	0	0	0	3
447.1236	1	1	1	1	1	1	3
447.3527	0	0	0	0	0	0	3
448.1233	1	1	1	1	1	1	0
448.1242	0	0	0	0	0	0	3
448.2581	0	0	0	1	1	0	0
448.3562	0	0	0	0	0	0	3
449.1035	1	1	1	1	1	1	0
449.1041	0	0	0	0	0	0	3
449.1208	1	1	1	1	1	1	3
450.1096	0	0	0	0	1	0	3
450.3634	0	0	0	0	0	0	3
453.4359	0	0	0	0	0	0	3
455.3187	0	0	0	0	0	0	3

455.4152	0	0	0	0	0	0	3
458.8619	0	0	0	0	0	0	3
459.8637	0	0	0	0	0	0	3
460.8603	0	0	0	0	0	0	3
461.3687	0	0	0	0	0	0	3
461.8086	0	0	0	0	0	0	3
462.0992	0	0	0	0	0	0	3
462.1503	1	1	1	1	1	1	0
462.1521	0	0	0	0	0	0	3
462.1742	1	1	1	1	1	1	3
462.2392	0	0	0	1	1	0	0
463.0816	0	1	1	1	1	0	0
463.0823	1	0	0	0	0	1	3
463.1524	1	1	1	1	1	1	3
464.0671	0	0	0	0	0	0	3
464.085	0	0	0	1	1	1	3
464.1498	1	1	1	1	1	1	0
464.1504	0	0	0	0	0	0	3
464.379	0	0	0	0	0	0	3
465.1501	1	1	1	1	1	1	3
466.1479	1	1	1	1	1	1	3
467.4514	0	0	0	0	0	0	3
469.4307	0	0	0	0	0	0	3
471.3585	1	1	1	0	0	0	0
473.9608	1	0	0	1	1	1	0
473.9617	0	0	0	0	0	0	3
474.8388	0	0	0	0	0	0	3
475.8427	0	0	0	0	0	0	3
476.1137	0	0	0	1	1	1	3
476.2028	1	1	1	1	1	1	0
476.2039	0	0	0	0	0	0	3
476.2846	1	1	1	0	0	0	0
476.8399	0	0	0	0	0	0	3
477.2038	1	1	1	1	1	1	0
478.1826	1	1	1	1	0	1	0
478.1887	0	0	0	1	1	0	3
478.1999	0	0	1	0	1	1	0
478.2003	1	1	0	0	0	0	0
478.2967	1	1	1	0	0	0	0
478.2976	0	0	0	1	1	1	0
478.8321	0	0	0	0	0	0	3
479.1912	1	0	0	1	1	0	0
479.3011	1	0	0	0	0	1	0

481.2826	0	0	0	1	1	0	0
483.4459	0	0	0	0	0	0	3
488.8547	0	0	0	0	0	0	3
491.3126	0	0	0	0	0	1	0
492.2589	0	0	1	1	1	0	0
492.2777	1	1	0	0	0	0	0
492.8109	0	0	0	0	0	0	3
492.8491	0	0	0	0	0	0	3
495.3522	0	0	0	0	0	0	3
496.3433	0	0	1	0	0	0	0
500.2816	1	1	1	0	1	1	0
511.2924	0	0	0	1	1	0	0
515.8648	0	0	0	0	0	0	3
519.1418	1	1	1	1	1	0	0
519.1426	0	0	0	0	0	1	3
520.1424	1	1	1	1	0	0	0
520.1433	0	0	0	0	1	1	3
520.3412	1	1	1	0	0	0	0
520.3426	0	0	0	1	1	1	0
521.1399	0	1	1	1	1	1	0
521.1401	1	0	0	0	0	0	0
521.3445	1	1	1	0	0	0	0
521.3454	0	0	0	1	1	1	0
522.1177	1	1	1	1	0	0	0
522.1179	0	0	0	0	1	1	0
523.1182	0	0	0	0	0	0	3
524.8203	0	0	0	0	0	0	3
525.965	0	0	0	0	0	0	3
526.9492	0	0	0	0	0	0	3
532.0816	0	0	0	0	0	0	3
534.0969	0	0	0	0	0	0	3
536.1324	0	1	1	0	1	0	0
536.1442	1	1	1	1	0	1	0
536.1672	1	0	0	1	1	1	0
536.1693	0	0	0	0	0	0	3
537.1688	1	1	1	1	0	1	0
537.1697	0	0	0	0	1	0	3
538.1427	1	0	0	1	0	1	0
538.1454	0	1	1	0	0	0	3
538.1667	1	1	1	1	1	1	0
538.1677	0	0	0	0	0	0	3
539.1666	1	1	1	1	1	1	0
539.1677	0	0	0	0	0	0	3

540.1646	1	1	1	1	1	1	0
540.1657	0	0	0	0	0	0	3
541.1643	0	1	1	1	1	1	0
541.1646	1	0	0	0	0	0	0
542.3264	0	0	1	1	1	1	0
542.3269	1	1	0	0	0	0	0
543.3313	0	0	0	1	1	1	0
544.3424	0	0	0	1	1	1	0
544.498	0	0	0	0	0	0	3
547.3354	1	1	1	0	0	0	0
550.2192	1	1	1	1	1	0	0
550.2202	0	0	0	0	0	1	3
551.2199	1	1	1	1	1	0	0
551.2209	0	0	0	0	0	1	3
552.2003	1	1	1	0	0	0	0
552.2009	0	0	0	0	0	0	3
552.2164	1	1	1	0	0	1	0
552.2167	0	0	0	1	1	0	0
552.3318	1	1	1	0	0	0	0
553.207	0	0	0	1	1	1	0
558.5131	0	0	0	0	0	0	3
562.3288	1	0	0	0	0	0	0
564.1432	0	0	0	0	0	0	3
564.36	1	1	1	0	0	0	0
564.3609	0	0	0	0	0	1	0
565.3651	1	1	1	0	0	0	0
566.311	1	1	1	0	0	0	0
568.1366	0	0	0	1	1	1	0
568.1381	0	0	0	0	0	0	3
572.5283	0	0	0	0	0	0	3
572.7792	0	0	0	0	0	0	3
583.3262	0	0	0	1	1	0	0
586.5438	0	0	0	0	0	0	3
588.8166	0	0	0	0	0	0	3
593.1581	1	1	1	1	1	0	0
593.1583	0	0	0	0	0	1	0
595.1635	0	0	0	0	0	0	3
596.1328	1	1	1	1	1	1	0
596.1346	0	0	0	0	0	0	3
597.1333	1	1	1	1	1	1	0
597.1348	0	0	0	0	0	0	3
598.1311	0	1	1	1	0	1	0
598.1313	1	0	0	0	1	0	0

600.5591	0	0	0	0	0	0	3
604.7939	0	0	0	0	0	0	3
605.3547	0	0	0	1	1	0	0
605.7969	0	0	0	0	0	0	3
608.0385	0	0	0	0	0	0	3
608.3846	1	1	1	0	0	0	0
608.7853	0	0	0	0	0	0	3
609.3903	1	1	1	0	0	0	0
610.1845	1	1	1	1	1	0	0
610.1854	0	0	0	0	0	1	3
611.185	1	1	1	1	0	0	0
611.186	0	0	0	0	1	1	3
612.1415	0	1	1	1	1	1	0
612.1625	1	0	1	0	0	0	0
612.1832	1	1	0	1	1	1	0
612.1845	0	0	0	0	0	0	3
612.3753	0	0	0	0	0	1	0
613.1828	1	1	1	1	1	1	0
613.1843	0	0	0	0	0	0	3
614.181	1	1	1	1	1	1	0
614.1823	0	0	0	0	0	0	3
614.5743	0	0	0	0	0	0	3
616.4636	1	1	1	0	0	0	0
616.4638	0	0	0	0	0	1	0
618.8087	0	0	0	0	0	0	3
622.0291	1	1	1	1	1	0	0
622.0299	0	0	0	0	0	1	3
622.8033	0	0	0	0	0	0	3
624.2357	1	1	1	1	0	1	0
624.2366	0	0	0	0	1	0	3
625.237	1	1	1	1	1	1	0
625.2383	0	0	0	0	0	0	3
627.1507	0	1	1	1	1	0	0
627.1511	1	0	0	0	0	1	0
628.1539	0	0	0	1	1	1	0
638.3266	0	0	1	1	1	1	0
639.3282	0	0	0	0	0	1	0
641.3039	0	0	0	1	1	1	0
646.5277	0	0	0	0	0	0	3
649.4471	0	0	0	1	1	1	0
650.3664	1	1	1	0	0	0	0
650.4516	0	0	0	1	1	0	0
651.4533	0	0	0	1	1	0	0

652.4111	1	1	1	0	0	0	0
653.4155	1	1	1	0	0	0	0
655.3507	0	0	0	1	1	1	0
656.4007	0	0	0	0	0	1	0
669.3343	0	0	1	0	0	0	0
670.1495	1	1	1	1	1	1	0
670.1509	0	0	0	0	0	0	3
671.1497	1	1	1	1	0	0	0
671.1504	0	0	0	0	1	1	3
671.2885	1	1	1	0	0	0	0
674.4024	0	1	0	0	0	0	0
674.5049	0	0	1	1	1	1	0
674.5052	1	1	0	0	0	0	0
677.3098	1	1	1	0	0	0	0
678.3131	1	1	1	0	0	0	0
679.3097	1	1	1	0	0	0	0
684.2009	1	1	1	1	1	0	0
684.202	0	0	0	0	0	1	3
684.3695	0	1	1	0	0	0	0
685.2017	1	1	1	1	1	1	0
685.2037	0	0	0	0	0	0	3
686.1997	1	1	1	1	1	1	0
686.2017	0	0	0	0	0	0	3
687.1995	1	1	1	1	1	0	0
687.2004	0	0	0	0	0	1	3
688.1981	1	1	1	1	1	1	0
688.1996	0	0	0	0	0	0	3
696.4363	1	1	1	0	0	0	0
700.4262	0	0	0	1	1	1	0
702.7331	0	0	0	0	0	0	3
706.3915	0	1	1	0	0	0	0
706.427	0	1	1	0	0	0	0
732.545	1	1	1	0	0	0	0
734.7479	0	0	0	0	0	0	3
738.4153	0	0	1	0	0	0	0
740.4309	1	1	1	0	0	0	0
740.4627	1	1	1	0	0	0	0
744.4516	0	0	0	0	1	1	0
758.2181	1	0	1	1	1	0	0
758.2191	0	1	0	0	0	1	3
759.219	1	1	1	1	1	1	0
759.2214	0	0	0	0	0	0	3
760.2172	1	1	1	1	1	0	0

760.2186	0	0	0	0	0	1	3
761.2169	0	0	0	0	1	0	0
771.4346	1	1	1	0	0	0	0
899.435	1	1	1	0	0	0	0
899.9365	1	1	1	0	0	0	0
922.0041	1	0	1	1	0	0	0
922.0044	0	1	0	0	1	1	0

II. MSI Data

In the data below, the zones are named according to the localization, the organs or the systems that can be seen in the spider. However, if the ion can be seen everywhere on the sample, then the zone is named "All" and if the zone does not correspond to an organ or specific part of the sample but is not on the entire body, it is listed as "No system". Also, if the FDR was listed as 10% on Metaspacer[®], since the likelihood of misidentification is higher than for the 5%, then "10%" is written after the name of the zone.

Since many isomers of the same molecule can be found, if the main fragment(s) of that molecule are present in the MS/MS spectra, then the ion is considered as identified in the MS/MS. However, the MS/MS identification was only performed on the samples with the most zones where identification was the most interesting, the female covered with HCCA and the male covered with DHB.

Table 2. List of molecules identified in Metaspacer[®] for the MALDI MSI analysis of a female *Steatoda nobilis* with HCCA matrix.

Ion	Formula	$\Delta m/z$ (ppm)	Name	MS/MS identification	Zone and FDR if 10%
228.0058	C ₁₀ H ₇ NO ₃ +K+	0.204293	Kynurenic acid	X	Brain + nervous system 10%
260.1856	C ₁₃ H ₂₅ NO ₄ +H+	0.136134	Hexanoylcarnitine	Yes	Silk glands
280.092	C ₈ H ₂₀ NO ₆ P+Na+	0.172872	Glycerophosphocoline	X	Heart
296.066	C ₈ H ₂₀ NO ₆ P+K+	0.062756	Glycerophosphocoline	X	Vascular system
298.1415	C ₁₃ H ₂₅ NO ₄ +K+	0.061783	Hexanoylcarnitine	X	Silk glands 10%
301.0949	C ₁₄ H ₁₈ N ₂ O ₃ +K+	0.008037	<u>Phenylalanylproline</u> <u>Propylphenylalanine</u>	X	Brain + nervous system 10%
413.0955	C ₁₈ H ₁₈ N ₂ O ₈ +Na+	0.095426	Dopaxanthin	X	Ovaries 10%
426.3578	C ₂₅ H ₄₇ NO ₄ +H+	0.034197	Oleocarnitine	X	Ovaries
445.2715	C ₂₅ H ₄₂ O ₄ +K+	0.068677	MG	X	Ovaries 10%

491.117	C ₁₉ H ₃₂ O ₈ S ₂ +K+	0.043615	Salpha-Androstan-3alpha,17beta-diol disulfate	X	Vascular system 10%
496.3397	C ₂₉ H ₄₇ NO ₄ +Na+	0.061289	Clupanodonyl carnitine	X	Ovaries 10%
506.3605	C ₂₆ H ₅₂ NO ₆ P+H+	0.006754	LysoPC	X	Ovaries
534.2956	C ₂₄ H ₅₀ NO ₇ P+K+	0.096239	LysoPC	X	Ovaries 10%
558.2956	C ₂₆ H ₅₀ NO ₇ P+K+	0.092102	LysoPC	X	Eyes 10%
560.3113	C ₂₆ H ₅₂ NO ₇ P+K+	0.002534	LysoPC	X	Eyes 10%
562.3269	C ₂₆ H ₅₄ NO ₇ P+K+	0.091441	LysoPC	X	Ovaries 10%
582.1372	C ₂₇ H ₂₉ NO ₁₁ +K+	0.040231	Doxorubicin	X	No system
641.5115	C ₃₉ H ₇₀ O ₅ +Na+	0.07236	DG	X	Ovaries 10%
643.5272	C ₃₉ H ₇₂ O ₅ +Na+	0.005563	DG	Yes	Ovaries 10%
659.5011	C ₃₉ H ₇₂ O ₅ +K+	0.052191	DG	X	Ovaries 10%
695.4622	C ₃₇ H ₆₉ O ₈ P+Na+	0.042303	PA	X	No system 10%
711.4362	C ₃₇ H ₆₉ O ₈ P+K+	0.045795	PA	X	No system 10%
713.4994	C ₃₇ H ₇₅ N ₂ O ₆ P+K+	0.049643	SM	X	No system 10%
714.4317	C ₃₅ H ₆₆ NO ₁₀ P+Na+	0.0582	PS or PC	Yes	Head 10%
719.4622	C ₃₉ H ₆₉ O ₈ P+Na+	0.040892	PA	X	No system
721.4763	C ₃₆ H ₆₆ NO ₁₀ P+NH ₄ +	2.18915	PA	X	No system
721.4779	C ₃₉ H ₇₁ O ₈ P+Na+	0.039613	PA	X	No system
723.4919	C ₃₆ H ₆₈ NO ₁₀ P+NH ₄ +	0.017167	PS or PC	Yes	No system
723.4935	C ₃₉ H ₇₃ O ₈ P+Na+	0.040664	PA	X	No system
725.4864	C ₃₉ H ₆₆ NO ₈ P+NH ₄ +	0.044687	PE	X	Brain
725.5568	C ₃₉ H ₇₉ N ₂ O ₆ P+Na+	0.003556	SM	Yes	Nervous system
730.4056	C ₃₅ H ₆₆ NO ₁₀ P+K+	0.004901	PS or PC	Yes	Head 10%
735.4362	C ₃₉ H ₆₉ O ₈ P+K+	0.0443	PA	X	No system 10%
737.4518	C ₃₉ H ₇₁ O ₈ P+K+	0.023622	PA	X	No system
739.4675	C ₃₉ H ₇₃ O ₈ P+K+	0.044059	PA	X	No system
741.5307	C ₃₉ H ₇₉ N ₂ O ₆ P+K+	0.047766	SM or PC	Yes	Nervous system 10%
743.4622	C ₄₁ H ₆₉ O ₈ P+Na+	0.039572	PA	X	No system 10%
745.4763	C ₃₈ H ₆₆ NO ₁₀ P+NH ₄ +	0.050411	PS or PC	Yes	No system 10%
745.4779	C ₄₁ H ₇₁ O ₈ P+Na+	0.027606	PA	X	No system
746.6058	C ₄₂ H ₈₄ NO ₇ P+H+	0.024672	PC	Yes	Brain 10%
747.4919	C ₃₈ H ₆₈ NO ₁₀ P+NH ₄ +	0.016616	PA	X	No system
747.4935	C ₄₁ H ₇₃ O ₈ P+Na+	0.039358	PA	X	No system
749.5092	C ₄₁ H ₇₅ O ₈ P+Na+	0.027458	PA	X	No system
751.5248	C ₄₁ H ₇₇ O ₈ P+Na+	0.039147	PA	X	No system
751.5724	C ₄₁ H ₈₁ N ₂ O ₆ P+Na+	0.063094	SM	X	Nervous system
753.5177	C ₄₁ H ₇₀ NO ₈ P+NH ₄ +	0.043025	PE	X	Brain
753.5881	C ₄₁ H ₈₃ N ₂ O ₆ P+Na+	0.003424	SM or PC	Yes	Nervous system 10%
754.5357	C ₄₀ H ₇₈ NO ₈ P+Na+	0.037666	PC	Yes	No system
756.5514	C ₄₀ H ₈₀ NO ₈ P+Na+	0.028524	PC or PE	X	No system
757.5144	C ₄₀ H ₇₉ O ₈ P+K+	0.022996	PA	X	Brain 10%
758.5694	C ₄₂ H ₈₀ NO ₈ P+H+	0.044057	PC or PE	X	No system
759.4362	C ₄₁ H ₆₉ O ₈ P+K+	0.0429	PA	X	No system 10%
760.5851	C ₄₂ H ₈₂ NO ₈ P+H+	0.021799	PC	X	Ovaries
760.6215	C ₄₃ H ₈₆ NO ₇ P+H+	0.041519	PE	X	Brain 10%
761.4518	C ₄₁ H ₇₁ O ₈ P+K+	0.022877	PA	X	No system 10%
763.4675	C ₄₁ H ₇₃ O ₈ P+K+	0.042674	PA	X	No system
765.4831	C ₄₁ H ₇₅ O ₈ P+K+	0.022757	PA	X	No system
766.5721	C ₄₂ H ₈₂ NO ₇ P+Na+	0.017507	PC	Yes	No system 10%
767.4988	C ₄₁ H ₇₇ O ₈ P+K+	0.04245	PA	X	No system
767.5464	C ₄₁ H ₈₁ N ₂ O ₆ P+K+	0.018996	SM	X	Nervous system 10%
768.494	C ₄₀ H ₇₆ NO ₈ P+K+	0.021366	PC	Yes	No system 10%
768.5304	C ₄₁ H ₈₀ NO ₇ P+K+	0.001848	PE	X	Brain 10%
768.5878	C ₄₂ H ₈₄ NO ₇ P+Na+	0.047594	PC	X	Brain
769.562	C ₄₁ H ₈₃ N ₂ O ₆ P+K+	0.046026	SM	X	Nervous system 10%
770.5095	C ₄₃ H ₇₄ NO ₇ P+Na+	0.017417	PE	X	Nervous system !

770.5097	C ₄₀ H ₇₈ NO ₈ P+K+	0.043582	PC	X	Nervous system !
774.5408	C ₄₃ H ₇₈ NO ₇ P+Na+	0.017326	PE or PC	Yes	Brain 10%
774.6007	C ₄₃ H ₈₁ O ₈ P+NH ₄ +	0.043145	PA	X	Ovaries
	C ₄₃ H ₈₄ NO ₈ P+H+	0.043145	PE	X	
774.6371	C ₄₄ H ₈₈ NO ₇ P+H+	0.023779	PC	X	Brain
777.5881	C ₄₃ H ₈₃ N ₂ O ₆ P+Na+	0.003318	SM	X	Bottom abdomen
778.4784	C ₄₁ H ₇₄ NO ₈ P+K+	0.043135	PE	X	No system 10%
778.5357	C ₄₂ H ₇₈ NO ₈ P+Na+	0.036504	PC	Yes	No system
780.494	C ₄₁ H ₇₆ NO ₈ P+K+	0.021038	PC	Yes	No system 10%
780.5514	C ₄₂ H ₈₀ NO ₈ P+Na+	0.027647	PC	Yes	No system
782.5097	C ₄₁ H ₇₈ NO ₈ P+K+	0.042913	PE or PC	X	No system 10%
782.546	C ₄₂ H ₈₂ NO ₇ P+K+	0.065709	PE or PC	Yes	No system 10%
782.567	C ₄₂ H ₈₂ NO ₈ P+Na+	0.036316	PC	Yes	No system
783.4362	C ₄₃ H ₆₉ O ₈ P+K+	0.041586	PC	Yes	Brain 10%
784.5253	C ₄₁ H ₈₀ NO ₈ P+K+	0.02093	PA	X	No system 10%
784.5617	C ₄₂ H ₈₄ NO ₇ P+K+	0.00181	PC	X	Brain
784.5827	C ₄₂ H ₈₄ NO ₈ P+Na+	0.027505	PE or PC	X	No system 10%
784.5851	C ₄₄ H ₈₂ NO ₈ P+H+	0.021132	PC	X	No system
785.4518	C ₄₃ H ₇₁ O ₈ P+K+	0.022178	PA	X	Head 10%
785.4729	C ₄₀ H ₇₅ O ₁₀ P+K+	0.060371	PG	X	Ovaries 10%
786.6007	C ₄₄ H ₈₄ NO ₈ P+H+	0.042487	PC	Yes	No system
787.4675	C ₄₃ H ₇₃ O ₈ P+K+	0.041373	PA	X	Head 10%
787.4886	C ₄₀ H ₇₇ O ₁₀ P+K+	0.003276	PC	Yes	Ovaries 10%
788.4991	C ₄₃ H ₇₆ NO ₇ P+K+	0.001801	PE	X	Brain 10%
788.5201	C ₄₃ H ₇₆ NO ₈ P+Na+	0.027368	PE	X	Vascular system 10%
788.6164	C ₄₄ H ₈₆ NO ₈ P+H+	0.021024	PC	X	No system
788.6528	C ₄₅ H ₉₀ NO ₇ P+H+	0.040043	PE	X	Brain 10%
790.5147	C ₄₃ H ₇₈ NO ₇ P+K+	0.065046	PE	X	Brain
790.632	C ₄₄ H ₈₈ NO ₈ P+H+	0.04227	PC	X	Head 10%
794.5097	C ₄₂ H ₇₈ NO ₈ P+K+	0.042265	PC	Yes	No system
794.6034	C ₄₄ H ₈₆ NO ₇ P+Na+	0.016889	PC	X	Brain 10%
796.5252	C ₄₅ H ₇₆ NO ₇ P+Na+	0.045924	PE or PC	Yes	No system !
796.5253	C ₄₂ H ₈₀ NO ₈ P+K+	0.020615	PC	Yes	No system !
796.5827	C ₄₃ H ₈₄ NO ₈ P+Na+	0.027091	PE or PC	Yes	No system 10%
796.6191	C ₄₄ H ₈₈ NO ₇ P+Na+	0.045919	PC	Yes	Brain
798.5408	C ₄₅ H ₇₈ NO ₇ P+Na+	0.016806	PG or PC	Yes	No system
798.541	C ₄₂ H ₈₂ NO ₈ P+K+	0.042052	PC	Yes	No system
798.5983	C ₄₃ H ₈₆ NO ₈ P+Na+	0.035587	PC	Yes	No system 10%
800.4627	C ₄₃ H ₇₂ NO ₈ P+K+	0.020513	PC	Yes	No system 10%
800.5412	C ₄₁ H ₈₀ NO ₁₀ P+Na+	0.010518	PS or PC	Yes	Ovaries 10%
802.4784	C ₄₃ H ₇₄ NO ₈ P+K+	0.041845	PE or PC	Yes	No system 10%
802.5357	C ₄₄ H ₇₈ NO ₈ P+Na+	0.035413	PC	Yes	No system
804.5304	C ₄₄ H ₈₀ NO ₇ P+K+	0.001765	PC	Yes	Brain 10%
804.5514	C ₄₄ H ₈₀ NO ₈ P+Na+	0.026822	PC	Yes	No system
806.567	C ₄₄ H ₈₂ NO ₈ P+Na+	0.035236	PC	Yes	No system
807.4573	C ₄₂ H ₇₃ O ₁₀ P+K+	0.003195	PG	X	No system 10%
807.635	C ₄₅ H ₈₉ N ₂ O ₆ P+Na+	0.058715	SM	X	Brain/nervous system 10%
808.5617	C ₄₄ H ₈₄ NO ₇ P+K+	0.001756	PC	Yes	No system 10%
808.5827	C ₄₄ H ₈₄ NO ₈ P+Na+	0.026689	PC	Yes	No system
809.4729	C ₄₂ H ₇₅ O ₁₀ P+K+	0.058581	PC	Yes	Ovaries 10%
810.5773	C ₄₄ H ₈₆ NO ₇ P+K+	0.063436	PC	Yes	Brain/nervous system 10%
810.5983	C ₄₄ H ₈₆ NO ₈ P+Na+	0.035061	PC	X	No system
810.6007	C ₄₆ H ₈₄ NO ₈ P+H+	0.041229	PC	X	No system 10%
811.4886	C ₄₂ H ₇₇ O ₁₀ P+K+	0.003179	PG or PC	Yes	Ovaries 10%
812.5565	C ₄₆ H ₈₀ NO ₇ P+Na+	0.045018	PC	Yes	No system 10%

812.5566	C ₄₃ H ₈₄ NO ₈ P+K+	0.020208	PC	Yes	No system 10%
812.593	C ₄₄ H ₈₈ NO ₇ P+K+	0.001747	PC	Yes	Brain
813.5042	C ₄₂ H ₇₉ O ₁₀ P+K+	0.058291	PG or PC	Yes	Ovaries 10%
813.6369	C ₄₉ H ₉₀ O ₆ +K+	0.000713	TG	X	Cuticle 10%
814.5357	C ₄₅ H ₇₈ NO ₈ P+Na+	0.034891	PC	X	No system 10%
815.5199	C ₄₂ H ₈₁ O ₁₀ P+K+	0.003164	PG	Yes	Ovaries 10%
815.6525	C ₄₉ H ₉₂ O ₆ +K+	0.06059	TG	X	Cuticle 10%
816.5304	C ₄₅ H ₈₀ NO ₇ P+K+	0.001739	PE	X	Brain 10%
816.5878	C ₄₆ H ₈₄ NO ₇ P+Na+	0.044796	PC	Yes	Brain
818.5097	C ₄₄ H ₇₈ NO ₈ P+K+	0.041026	PC	Yes	No system 10%
820.5253	C ₄₄ H ₈₀ NO ₈ P+K+	0.020012	PC	Yes	No system 10%
822.541	C ₄₄ H ₈₂ NO ₈ P+K+	0.040825	PC	Yes	No system 10%
823.609	C ₄₅ H ₈₉ N ₂ O ₆ P+K+	0.017703	SM	X	Brain/nervous system 10%
823.6786	C ₅₁ H ₉₂ O ₆ +Na+	0.013865	TG	X	Cuticle 10%
824.5566	C ₄₄ H ₈₄ NO ₈ P+K+	0.019914	PC	Yes	No system
824.6504	C ₄₆ H ₉₂ NO ₇ P+Na+	0.044358	PC	Yes	Brain
825.6943	C ₅₁ H ₉₄ O ₆ +Na+	0.046724	TG	X	Cuticle
826.5357	C ₄₆ H ₇₈ NO ₈ P+Na+	0.034384	PC	Yes	No system 10%
826.5723	C ₄₄ H ₈₆ NO ₈ P+K+	0.040626	PC	Yes	No system
827.7123	C ₅₃ H ₉₄ O ₆ +H+	0.019838	TG	X	Cuticle 10%
828.5514	C ₄₆ H ₈₀ NO ₈ P+Na+	0.026045	PC	Yes	No system 10%
830.5308	C ₄₂ H ₈₂ NO ₁₀ P+K+	0.00431	PS or PC	Yes	No system 10%
830.567	C ₄₆ H ₈₂ NO ₈ P+Na+	0.034218	PC	Yes	Brain/nervous system 10%
832.5617	C ₄₆ H ₈₄ NO ₇ P+K+	0.001706	PC	Yes	Brain
834.5983	C ₄₆ H ₈₆ NO ₈ P+Na+	0.034052	PC	Yes	Brain
836.614	C ₄₆ H ₈₈ NO ₈ P+Na+	0.025794	PC	Yes	Brain 10%
837.5042	C ₄₄ H ₇₉ O ₁₀ P+K+	0.056621	PC	Yes	No system 10%
839.6525	C ₅₁ H ₉₂ O ₆ +K+	0.058858	TG	X	Cuticle 10%
840.6243	C ₄₆ H ₉₂ NO ₇ P+K+	0.001689	PC	X	Brain
841.6682	C ₅₁ H ₉₄ O ₆ +K+	0.000689	TG	X	Cuticle 10%
842.5097	C ₄₆ H ₇₈ NO ₈ P+K+	0.039857	PC	Yes	Brain/nervous system 10%
843.6838	C ₅₁ H ₉₆ O ₆ +K+	0.058576	TG	X	Cuticle
844.5253	C ₄₆ H ₈₀ NO ₈ P+K+	0.019443	PC	X	Brain/nervous system 10%
846.541	C ₄₆ H ₈₂ NO ₈ P+K+	0.039667	PC	Yes	Brain/nervous system 10%
848.5566	C ₄₆ H ₈₄ NO ₈ P+K+	0.019351	PC	Yes	No system 10%
849.6943	C ₅₃ H ₉₄ O ₆ +Na+	0.045405	TG	X	Cuticle
850.5723	C ₄₆ H ₈₆ NO ₈ P+K+	0.039479	PC	X	Brain 10%
851.7099	C ₅₃ H ₉₆ O ₆ +Na+	0.013408	TG	X	Cuticle
852.5879	C ₄₆ H ₈₈ NO ₈ P+K+	0.019259	PC	X	Brain 10%
853.7256	C ₅₃ H ₉₈ O ₆ +Na+	0.04519	TG	X	Cuticle
853.728	C ₅₅ H ₉₆ O ₆ +H+	0.039333	TG	X	Cuticle
854.6036	C ₄₆ H ₉₀ NO ₈ P+K+	0.039293	PC	X	Brain 10%
855.7412	C ₅₃ H ₁₀₀ O ₆ +Na+	0.013345	TG	X	Cuticle
855.7436	C ₅₅ H ₉₈ O ₆ +H+	0.019188	TG	X	Cuticle
860.7702	C ₅₄ H ₉₈ O ₆ +NH ₄ +	0.040173	TG	X	Cuticle
865.6682	C ₅₃ H ₉₄ O ₆ +K+	0.00067	TG	X	Cuticle 10%
867.6838	C ₅₃ H ₉₆ O ₆ +K+	0.056956	TG	X	Cuticle 10%
869.6995	C ₅₃ H ₉₈ O ₆ +K+	0.000667	TG	X	Cuticle
871.7151	C ₅₃ H ₁₀₀ O ₆ +K+	0.056693	TG	X	Cuticle 10%
875.7099	C ₅₅ H ₉₆ O ₆ +Na+	0.013041	TG	X	Cuticle
877.7256	C ₅₅ H ₉₈ O ₆ +Na+	0.043955	TG	X	Cuticle
879.7412	C ₅₅ H ₁₀₀ O ₆ +Na+	0.012981	TG	X	Cuticle

879.7436	C ₅₇ H ₉₈ O ₆ +H+	0.018665	TG	X	Cuticle 10%
881.6995	C ₅₄ H ₉₈ O ₆ +K+	0.000658	TG	X	Cuticle 10%
881.7569	C ₅₅ H ₁₀₂ O ₆ +Na+	0.043754	TG	X	Cuticle
881.7593	C ₅₇ H ₁₀₀ O ₆ +H+	0.038083	TG	X	Cuticle 10%
883.7725	C ₅₅ H ₁₀₄ O ₆ +Na+	0.012922	TG	X	Cuticle
883.7749	C ₅₇ H ₁₀₂ O ₆ +H+	0.018579	TG	X	Cuticle
891.6838	C ₅₅ H ₉₆ O ₆ +K+	0.055423	TG	X	Cuticle 10%
893.6995	C ₅₅ H ₉₈ O ₆ +K+	0.000649	TG	X	Cuticle 10%
895.7151	C ₅₅ H ₁₀₀ O ₆ +K+	0.055174	TG	X	Cuticle 10%
897.7308	C ₅₅ H ₁₀₂ O ₆ +K+	0.000646	TG	X	Cuticle
901.5203	C ₄₅ H ₈₃ O ₁₃ P+K+	0.008408	PI	X	No system 10%
901.7256	C ₅₇ H ₉₈ O ₆ +Na+	0.042785	TG	X	Cuticle
901.728	C ₅₉ H ₉₆ O ₆ +H+	0.03724	TG	X	Cuticle 10%
903.7436	C ₅₉ H ₉₈ O ₆ +H+	0.018169	TG	X	Cuticle 10%
905.7569	C ₅₇ H ₁₀₂ O ₆ +Na+	0.042594	TG	X	Cuticle
905.7593	C ₅₉ H ₁₀₀ O ₆ +H+	0.037074	TG	X	Cuticle 10%
907.5307	C ₄₇ H ₈₁ O ₁₃ P+Na+	0.00487	PI	X	No system 10%
907.7725	C ₅₇ H ₁₀₄ O ₆ +Na+	0.01258	TG	X	Cuticle 10%
909.5464	C ₄₇ H ₈₃ O ₁₃ P+Na+	0.050113	PI	X	No system 10%
909.7306	C ₅₉ H ₉₈ O ₅ +Na+	0.051026	TG	X	Cuticle 10%
909.7906	C ₅₉ H ₁₀₄ O ₆ +H+	0.03691	TG	X	Cuticle
917.6995	C ₅₇ H ₉₈ O ₆ +K+	0.000632	TG	X	Cuticle 10%
919.7151	C ₅₇ H ₁₀₀ O ₆ +K+	0.053734	TG	X	Cuticle 10%
921.7308	C ₅₇ H ₁₀₂ O ₆ +K+	0.000629	TG	X	Cuticle 10%
923.7464	C ₅₇ H ₁₀₄ O ₆ +K+	0.0535	TG	X	Cuticle
925.5203	C ₄₇ H ₈₃ O ₁₃ P+K+	0.00819	PI	X	No system 10%
925.7621	C ₅₇ H ₁₀₆ O ₆ +K+	0.000627	TG	X	Cuticle
941.6995	C ₅₉ H ₉₈ O ₆ +K+	0.000616	TG	X	Cuticle 10%
943.7151	C ₅₉ H ₁₀₀ O ₆ +K+	0.052367	TG	X	Cuticle 10%
973.7256	C ₆₃ H ₉₈ O ₆ +Na+	0.039621	TG	X	Cuticle 10%

Table 3. List of molecules identified in Metaspace® for the MALDI MSI analysis of a female *Steatoda nobilis* with DHB matrix.

Ion	Formula	$\Delta m/z$ (ppm)	Name	MS/MS identification	Zone and FDR if 10%
675.5436	C ₃₇ H ₇₅ N ₂ O ₆ P+H+	0.00128	SM	X	Nervous system
692.4497	C ₃₅ H ₆₆ NO ₁₀ P+H+	0.00386	PS	X	Nervous system 10%
697.5255	C ₃₇ H ₇₅ N ₂ O ₆ P+Na+	0.002318	SM	X	Nervous system 10%
703.5749	C ₃₉ H ₇₉ N ₂ O ₆ P+H+	0.001048	SM	X	Nervous system
704.5225	C ₃₈ H ₇₄ NO ₈ P+H+	0.002352	PE or PC	X	Nervous system
725.5568	C ₃₉ H ₇₉ N ₂ O ₆ P+Na+	0.002052	SM	X	Nervous system
725.5592	C ₄₁ H ₇₇ N ₂ O ₆ P+H+	0.001104	SM	X	Head 10%
729.5905	C ₄₁ H ₈₁ N ₂ O ₆ P+H+	0.000922	SM	X	Nervous system
731.6062	C ₄₁ H ₈₃ N ₂ O ₆ P+H+	0.000832	SM	X	Nervous +Eyes
732.5538	C ₄₀ H ₇₈ NO ₈ P+H+	0.002087	PC	X	Nervous +Eyes
734.5694	C ₄₀ H ₈₀ NO ₈ P+H+	0.001994	PE or PC	X	Eyes
734.5718	C ₄₇ H ₇₂ O ₅ +NH ₄ ⁺	0.000701	DG	X	Eyes
741.5307	C ₃₉ H ₇₉ N ₂ O ₆ P+K+	0.003073	SM	X	Nervous system
742.5357	C ₃₉ H ₇₈ NO ₈ P+Na+	0.003072	PE or PC	X	Head 10%
744.5538	C ₄₁ H ₇₈ NO ₈ P+H+	0.002054	PE or PC	X	Nervous system 10%
744.5902	C ₄₂ H ₈₂ NO ₇ P+H+	0.001371	PC	X	No system
746.6058	C ₄₂ H ₈₄ NO ₇ P+H+	0.001282	PE or PC	X	Brain
746.6082	C ₄₉ H ₇₆ O ₄ +NH ₄ ⁺	0.00137	Ubiquinol 8	X	Nervous system

747.6093	C ₄₁ H ₇₉ NO ₉ +NH ₄ ⁺	0.001045	GlyCer	X	Brain 10%
751.5724	C ₄₁ H ₈₁ N ₂ O ₆ P+Na ⁺	0.001896	SM	X	Nervous system
751.5749	C ₄₃ H ₇₉ N ₂ O ₆ P+H ⁺	0.000981	SM	X	Nervous system 10%
753.5881	C ₄₁ H ₈₃ N ₂ O ₆ P+Na ⁺	0.001806	SM	X	Head 10%
756.5514	C ₄₀ H ₈₀ NO ₈ P+Na ⁺	0.00293	PE or PC	X	Nervous +Eyes
756.5538	C ₄₂ H ₇₈ NO ₈ P+H ⁺	0.002021	PC	X	Nervous +Eyes
757.6218	C ₄₃ H ₈₅ N ₂ O ₆ P+H ⁺	0.000719	SM	X	No system 10%
758.5694	C ₄₂ H ₈₀ NO ₈ P+H ⁺	0.001931	PE or PC	X	Nervous system
758.5718	C ₄₉ H ₇₂ O ₅ +NH ₄ ⁺	0.000679	DG	X	Nervous system 10%
760.5851	C ₄₂ H ₈₂ NO ₈ P+H ⁺	0.001842	PE or PC	X	Nervous system
760.5875	C ₄₉ H ₇₄ O ₅ +NH ₄ ⁺	0.000761	DG	X	Nervous system
766.5721	C ₄₂ H ₈₂ NO ₇ P+Na ⁺	0.002313	PC	X	No system 10%
766.5745	C ₄₄ H ₈₀ NO ₇ P+H ⁺	0.001415	PC	X	No system
767.5464	C ₄₁ H ₈₁ N ₂ O ₆ P+K ⁺	0.002886	SM	X	Nervous system
768.5878	C ₄₂ H ₈₄ NO ₇ P+Na ⁺	0.002224	PE or PC	X	Brain
768.5902	C ₄₄ H ₈₂ NO ₇ P+H ⁺	0.001328	PC	X	No system
772.5253	C ₄₀ H ₈₀ NO ₈ P+K ⁺	0.003892	PE or PC	X	Eyes 10%
772.5851	C ₄₃ H ₈₂ NO ₈ P+H ⁺	0.001813	PE or PC	X	Nervous system
772.6215	C ₄₄ H ₈₆ NO ₇ P+H ⁺	0.001156	PC	X	Nervous system
774.6007	C ₄₃ H ₈₄ NO ₈ P+H ⁺	0.001726	PE	X	Nervous system
774.6371	C ₄₄ H ₈₈ NO ₇ P+H ⁺	0.00107	PE or PC	X	Brain
775.6406	C ₄₃ H ₈₃ NO ₉ +NH ₄ ⁺	0.000842	GlyCer	X	Brain 10%
779.6037	C ₄₃ H ₈₅ N ₂ O ₆ P+Na ⁺	0.001664	SM	X	Brain 10%
780.5514	C ₄₂ H ₈₀ NO ₈ P+Na ⁺	0.00284	PE or PC	X	No system
780.5538	C ₄₄ H ₇₈ NO ₈ P+H ⁺	0.001959	PE or PC	X	No system
782.567	C ₄₂ H ₈₂ NO ₈ P+Na ⁺	0.002751	PE or PC	X	No system
782.5694	C ₄₄ H ₈₀ NO ₈ P+H ⁺	0.001872	PE or PC	X	Nervous system
784.5617	C ₄₂ H ₈₄ NO ₇ P+K ⁺	0.003185	PC	X	Brain
784.5827	C ₄₂ H ₈₄ NO ₈ P+Na ⁺	0.002663	PE or PC	X	Nervous system
784.5851	C ₄₄ H ₈₂ NO ₈ P+H ⁺	0.001786	PE or PC	X	Nervous system
785.6531	C ₄₅ H ₈₉ N ₂ O ₆ P+H ⁺	0.000531	SM	X	Brain
786.6007	C ₄₄ H ₈₄ NO ₈ P+H ⁺	0.0017	PE or PC	X	Nervous system
786.6031	C ₅₁ H ₇₆ O ₅ +NH ₄ ⁺	0.000817	Glycerol	X	Nervous + eyes
788.6164	C ₄₄ H ₈₆ NO ₈ P+H ⁺	0.001614	PE or PC	X	Nervous + eyes
788.6188	C ₅₁ H ₇₈ O ₅ +NH ₄ ⁺	0.000897	DG	X	Nervous + eyes
790.5147	C ₄₃ H ₇₈ NO ₇ P+K ⁺	0.003404	PE	X	Brain 10%
790.5721	C ₄₄ H ₈₂ NO ₇ P+Na ⁺	0.002243	PC	X	No system 10%
790.5745	C ₄₆ H ₈₀ NO ₇ P+H ⁺	0.001372	PC	X	Nervous system 10%
794.6034	C ₄₄ H ₈₆ NO ₇ P+Na ⁺	0.00207	PC	X	Brain + nervous
794.6058	C ₄₆ H ₈₄ NO ₇ P+H ⁺	0.001204	PC	X	Brain + nervous
796.5239	C ₄₀ H ₇₇ NO ₁₂ S+H ⁺	0.002399	(3'-sulfo)Galbeta-Cer	X	No system 10%
796.5253	C ₄₂ H ₈₀ NO ₈ P+K ⁺	0.003775	PE or PC	X	No system
796.6191	C ₄₄ H ₈₈ NO ₇ P+Na ⁺	0.001985	PE or PC	X	Brain
796.6215	C ₄₆ H ₈₆ NO ₇ P+H ⁺	0.001121	PC	X	Brain + nervous
798.5396	C ₄₀ H ₇₆ O ₁₂ S+NH ₄ ⁺	0.002313	SQDG	X	No system
798.5408	C ₄₅ H ₇₈ NO ₇ P+Na ⁺	0.002381	PE	X	No system
798.541	C ₄₂ H ₈₂ NO ₈ P+K ⁺	0.003685	PC	X	No system
799.546	C ₄₂ H ₈₁ O ₁₀ P+Na ⁺	0.003683	PG	X	No system 10%
802.5357	C ₄₄ H ₇₈ NO ₈ P+Na ⁺	0.002842	PC	X	No system
802.5381	C ₄₆ H ₇₆ NO ₈ P+H ⁺	0.001985	PC	X	No system
802.632	C ₄₅ H ₈₈ NO ₈ P+H ⁺	0.001506	PE	X	Head
802.6684	C ₄₆ H ₉₂ NO ₇ P+H ⁺	0.000873	PC	X	Brain
804.5514	C ₄₄ H ₈₀ NO ₈ P+Na ⁺	0.002756	PC	X	No system
804.5538	C ₄₆ H ₇₈ NO ₈ P+H ⁺	0.0019	PC	X	No system
806.567	C ₄₄ H ₈₂ NO ₈ P+Na ⁺	0.002669	PC	X	Nervous system
806.5694	C ₄₆ H ₈₀ NO ₈ P+H ⁺	0.001816	PC	X	Nervous system
807.635	C ₄₅ H ₈₉ N ₂ O ₆ P+Na ⁺	0.001447	SM	X	Brain 10%

808.5698	C ₄₂ H ₈₂ NO ₁₁ P+H+	0.003143	PI-Cer	X	Nervous system 10%
808.5827	C ₄₄ H ₈₄ NO ₈ P+Na+	0.002584	PE or PC	X	Nervous system
808.5851	C ₄₆ H ₈₂ NO ₈ P+H+	0.001733	PE or PC	X	Nervous system
810.5773	C ₄₄ H ₈₆ NO ₇ P+K+	0.003004	PC	X	Brain
810.5983	C ₄₄ H ₈₆ NO ₈ P+Na+	0.002498	PC	X	Nervous system
810.6007	C ₄₆ H ₈₄ NO ₈ P+H+	0.001649	PE or PC	X	Nervous system
812.593	C ₄₄ H ₈₈ NO ₇ P+K+	0.002918	PC	X	Brain
813.6844	C ₄₇ H ₉₃ N ₂ O ₆ P+H+	0.000355	SM	X	Eyes
816.5878	C ₄₆ H ₈₄ NO ₇ P+Na+	0.002093	PC	X	Brain
818.5097	C ₄₄ H ₇₈ NO ₈ P+K+	0.003752	PC	X	No system
818.6034	C ₄₆ H ₈₆ NO ₇ P+Na+	0.00201	PC	X	No system 10%
818.6058	C ₄₈ H ₈₄ NO ₇ P+H+	0.001169	PC	X	No system
820.5253	C ₄₄ H ₈₀ NO ₈ P+K+	0.003665	PC	X	No system
822.541	C ₄₄ H ₈₂ NO ₈ P+K+	0.003578	PC	X	Nervous system
823.546	C ₄₄ H ₈₁ O ₁₀ P+Na+	0.003576	PG	X	Nervous system 10%
823.609	C ₄₅ H ₈₉ N ₂ O ₆ P+K+	0.002379	SM	X	Brain 10%
824.5552	C ₄₂ H ₈₁ NO ₁₂ S+H+	0.002162	(3'-sulfo)Galbeta-Cer	X	Nervous system
824.5566	C ₄₄ H ₈₄ NO ₈ P+K+	0.003492	PE or PC	X	Brain
824.6504	C ₄₆ H ₉₂ NO ₇ P+Na+	0.001762	PC	X	No system
826.5357	C ₄₆ H ₇₈ NO ₈ P+Na+	0.00276	PC	X	No system 10%
826.5723	C ₄₄ H ₈₆ NO ₈ P+K+	0.003406	PC	X	Nervous system
828.5514	C ₄₆ H ₈₀ NO ₈ P+Na+	0.002676	PC	X	No system
828.5538	C ₄₈ H ₇₈ NO ₈ P+H+	0.001845	PC	X	No system
830.567	C ₄₆ H ₈₂ NO ₈ P+Na+	0.002592	PC	X	No system
830.5694	C ₄₈ H ₈₀ NO ₈ P+H+	0.001764	PC	X	No system
832.5617	C ₄₆ H ₈₄ NO ₇ P+K+	0.003002	PC	X	Brain + nervous
832.5827	C ₄₆ H ₈₄ NO ₈ P+Na+	0.002509	PC	X	No system 10%
832.5851	C ₄₈ H ₈₂ NO ₈ P+H+	0.001683	PC	X	No system
834.5773	C ₄₆ H ₈₆ NO ₇ P+K+	0.002918	PC	X	No system 10%
835.6663	C ₄₇ H ₉₃ N ₂ O ₆ P+Na+	0.001246	SM	X	Eyes
835.6688	C ₄₉ H ₉₁ N ₂ O ₆ P+H+	0.000422	SM	X	Eyes 10%
840.6243	C ₄₆ H ₉₂ NO ₇ P+K+	0.002668	PC	X	Brain
842.5097	C ₄₆ H ₇₈ NO ₈ P+K+	0.003645	PC	X	No system
844.5253	C ₄₆ H ₈₀ NO ₈ P+K+	0.003561	PC	X	No system
846.541	C ₄₆ H ₈₂ NO ₈ P+K+	0.003477	PC	X	No system
848.5566	C ₄₆ H ₈₄ NO ₈ P+K+	0.003393	PC	X	No system
879.7396	C ₅₂ H ₉₅ NO ₈ +NH ₄ ⁺	0.000126	GalCer	X	Head 10%
879.7412	C ₅₅ H ₁₀₀ O ₆ +Na+	0.000208	TG	X	Head
879.7436	C ₅₇ H ₉₈ O ₆ +H+	0.00099	TG	X	Head
881.7569	C ₅₅ H ₁₀₂ O ₆ +Na+	0.00028	TG	X	Head
881.7593	C ₅₇ H ₁₀₀ O ₆ +H+	0.00106	TG	X	head
895.7151	C ₅₅ H ₁₀₀ O ₆ +K+	0.000678	TG	X	No system
897.7308	C ₅₅ H ₁₀₂ O ₆ +K+	0.000605	TG	X	No system
897.7331	C ₆₀ H ₉₆ O ₅ +H+	0.001322	TG	X	No system 10%
905.7552	C ₅₄ H ₉₇ NO ₈ +NH ₄ ⁺	0.000193	GlcCer	X	Head 10%
905.7569	C ₅₇ H ₁₀₂ O ₆ +Na+	0.000273	TG	X	Head
905.7593	C ₅₉ H ₁₀₀ O ₆ +H+	0.001032	TG	X	Head
907.7709	C ₅₄ H ₉₉ NO ₈ +NH ₄ ⁺	0.000263	GalCer	X	Head 10%
907.7725	C ₅₇ H ₁₀₄ O ₆ +Na+	0.000343	TG	X	Head
907.7749	C ₅₉ H ₁₀₂ O ₆ +H+	0.0011	TG	X	Head
909.7882	C ₅₇ H ₁₀₆ O ₆ +Na+	0.000412	TG	X	Head 10%
909.7906	C ₅₉ H ₁₀₄ O ₆ +H+	0.001168	TG	X	Head
921.7308	C ₅₇ H ₁₀₂ O ₆ +K+	0.000589	TG	X	No system
923.7439	C ₅₃ H ₁₀₅ O ₈ P+Na+	0.001534	PA	X	No system 10%
923.7463	C ₅₅ H ₁₀₃ O ₈ P+H+	0.000789	PA	X	No system
	C ₅₇ H ₁₀₄ O ₆ +K+	0.000519	TG	X	
923.7487	C ₆₂ H ₉₈ O ₅ +H+	0.001354	TG	X	No system

939.7889	C ₅₅ H ₁₀₄ NO ₇ P+NH ₄ ⁺	0.000235	PE or PC	X	No system
1041.687	C ₅₂ H ₉₇ NO ₁₆ S+NH ₄ ⁺	0.002587	(3'-sulfo)LacCer	X	Eyes 10%
1043.702	C ₅₂ H ₉₉ NO ₁₆ S+NH ₄ ⁺	0.002521	(3'-sulfo)LacCer	X	Eyes 10%

Table 4. List of molecules identified in Metaspace® for the MALDI MSI analysis of a male *Steatoda nobilis* with HCCA matrix.

Ion	Formula	$\Delta m/z$ (ppm)	Name	MS/MS identification	Zone and FDR if 10%
228.0058	C ₁₀ H ₇ NO ₃ +K ⁺	0.010715	Kynurenic acid	X	All 10%
492.9595	C ₁₇ H ₁₄ N ₂ O ₇ S ₃ +K ⁺	0.00655	SITS	X	All
543.1322	C ₁₈ H ₃₂ O ₁₆ +K ⁺	0.01212	Raffinose, Maltotriose	X	Top abdomen 10%
558.2956	C ₂₆ H ₅₀ NO ₇ P+K ⁺	0.006425	LysoPC	X	Centre abdomen 10%
560.3113	C ₂₆ H ₅₂ NO ₇ P+K ⁺	0.006288	LysoPC or Oleoylglycerophosphocholine	X	Centre abdomen10%
631.4698	C ₃₇ H ₆₈ O ₅ +K ⁺	0.001981	DG	X	Centre abdomen 10%
632.2287	C ₂₅ H ₃₅ N ₇ O ₁₁ +Na ⁺	0.006006	QYNAD	X	Head cuticle
648.2026	C ₂₅ H ₃₅ N ₇ O ₁₁ +K ⁺	0.007076	QYNAD	X	Head cuticle
659.5011	C ₃₉ H ₇₂ O ₅ +K ⁺	0.001703	DG	X	Abdomen 10%
705.185	C ₂₄ H ₄₂ O ₂₁ +K ⁺	0.011576	Stachyose, Maltotetraose, Glycogen	X	Top abdomen 10%
735.4362	C ₃₉ H ₆₉ O ₈ P+K ⁺	0.004567	PA	X	Centre abdomen 10%
737.4518	C ₃₉ H ₇₁ O ₈ P+K ⁺	0.004468	PA	X	Abdomen 10%
739.4675	C ₃₉ H ₇₃ O ₈ P+K ⁺	0.004369	PA	X	Abdomen 10%
741.5307	C ₃₉ H ₇₉ N ₂ O ₆ P+K ⁺	0.003073	SM	X	Centre abdomen10%
759.4362	C ₄₁ H ₆₉ O ₈ P+K ⁺	0.004423	PA	X	Centre abdomen 10%
761.4518	C ₄₁ H ₇₁ O ₈ P+K ⁺	0.004327	PA	X	All 10%
763.4675	C ₄₁ H ₇₃ O ₈ P+K ⁺	0.004232	PA	X	All 10%
765.4701	C ₄₂ H ₆₉ O ₁₀ P+H ⁺	0.003367	PG or Lysobisphosphatidate	X	Top abdomen 10%
765.4831	C ₄₁ H ₇₅ O ₈ P+K ⁺	0.004137	PA	X	All 10%
767.5464	C ₄₁ H ₈₁ N ₂ O ₆ P+K ⁺	0.002886	SM	X	Centre abdomen 10%
780.494	C ₄₁ H ₇₆ NO ₈ P+K ⁺	0.004017	PE or PC	X	All 10%
782.5097	C ₄₁ H ₇₈ NO ₈ P+K ⁺	0.003925	PE	X	Centre abdomen 10%
784.5617	C ₄₂ H ₈₄ NO ₇ P+K ⁺	0.003185	PC	X	Brain 10%
790.5147	C ₄₃ H ₇₈ NO ₇ P+K ⁺	0.003404	PE	X	Brain 10%
794.5097	C ₄₂ H ₇₈ NO ₈ P+K ⁺	0.003865	PC	X	Centre abdomen 10%
796.5252	C ₄₅ H ₇₆ NO ₇ P+Na ⁺	0.002467	PE	X	Centre abdomen
	C ₄₂ H ₈₀ NO ₈ P+K ⁺	0.003775	PE or PC	X	
798.5408	C ₄₅ H ₇₈ NO ₇ P+Na ⁺	0.002381	PE	X	Centre abdomen
802.4784	C ₄₃ H ₇₄ NO ₈ P+K ⁺	0.003986	PE	X	All 10%
812.4991	C ₄₅ H ₇₆ NO ₇ P+K ⁺	0.003391	PE	X	Brain 10%
812.593	C ₄₄ H ₈₈ NO ₇ P+K ⁺	0.002918	PC	X	Brain 10%
818.5097	C ₄₄ H ₇₈ NO ₈ P+K ⁺	0.003752	PC	X	Centre abdomen 10%
820.5253	C ₄₄ H ₈₀ NO ₈ P+K ⁺	0.003665	PC	X	All 10%
822.541	C ₄₄ H ₈₂ NO ₈ P+K ⁺	0.003578	PC	X	All 10%
824.5566	C ₄₄ H ₈₄ NO ₈ P+K ⁺	0.003492	PC	X	All 10%
826.5723	C ₄₄ H ₈₆ NO ₈ P+K ⁺	0.003406	PC	X	Centre abdomen 10%

839.6525	C ₅₁ H ₉₂ O ₆ +K+	0.001028	TG	X	Centre abdomen 10%
841.6682	C ₅₁ H ₉₄ O ₆ +K+	0.000949	TG	X	Centre abdomen 10%
843.6838	C ₅₁ H ₉₆ O ₆ +K+	0.000871	TG	X	Centre abdomen 10%
844.5253	C ₄₆ H ₈₀ NO ₈ P+K+	0.003561	PC	X	All 10%
846.541	C ₄₆ H ₈₂ NO ₈ P+K+	0.003477	PC	X	Centre abdomen 10%
851.2968	C ₄₀ H ₅₀ O ₂₀ +H+	0.00703	Sempervirenoside B	X	Head cuticle
865.6682	C ₅₃ H ₉₄ O ₆ +K+	0.000923	TG	X	Abdomen 10%
867.6838	C ₅₃ H ₉₆ O ₆ +K+	0.000847	TG	X	Abdomen
869.6995	C ₅₃ H ₉₈ O ₆ +K+	0.000772	TG	X	Abdomen
869.7018	C ₅₈ H ₉₂ O ₅ +H+	0.001218	TG	X	Abdomen
871.7151	C ₅₃ H ₁₀₀ O ₆ +K+	0.000696	TG	X	Abdomen 10%
875.2088	C ₃₆ H ₄₂ O ₂₅ +H+	0.009302	Ternatin C5	X	Head cuticle
891.6838	C ₅₅ H ₉₆ O ₆ +K+	0.000824	TG	X	Abdomen 10%
893.6995	C ₅₅ H ₉₈ O ₆ +K+	0.000751	TG	X	Abdomen 10%
895.7151	C ₅₅ H ₁₀₀ O ₆ +K+	0.000678	TG	X	Abdomen
895.7174	C ₆₀ H ₉₄ O ₅ +H+	0.001254	TG	X	Abdomen
897.7308	C ₅₅ H ₁₀₂ O ₆ +K+	0.000605	TG	X	Abdomen
897.7331	C ₆₀ H ₉₆ O ₅ +H+	0.001322	TG	X	Abdomen
899.7464	C ₅₅ H ₁₀₄ O ₆ +K+	0.000532	TG	X	Abdomen 10%
909.3562	C ₃₇ H ₆₇ O ₁₉ P ₃ +H+	0.008865	PIP	X	Abdomen 10%
919.7151	C ₅₇ H ₁₀₀ O ₆ +K+	0.00066	TG	X	Abdomen 10%
921.7308	C ₅₇ H ₁₀₂ O ₆ +K+	0.000589	TG	X	Abdomen 10%
923.7464	C ₅₇ H ₁₀₄ O ₆ +K+	0.000519	TG	X	Abdomen
923.7487	C ₆₂ H ₉₈ O ₅ +H+	0.001354	TG	X	Head cuticle 10%
925.7621	C ₅₇ H ₁₀₆ O ₆ +K+	0.000448	TG	X	Abdomen 10%
1092.331	C ₄₃ H ₆₄ N ₇ O ₁₃ P ₃ S+H+	0.006964	3-oxo-23,24-bisnor-chole-4,17-dien-22-oyl-CoA	X	Abdomen 10%
1128.402	C ₄₃ H ₇₈ N ₇ O ₁₇ P ₃ S+K+	0.050142	Behenoyl-CoA	X	Head cuticle

Table 5. List of molecules identified in Metaspace® for the MALDI MSI analysis of a male *Steatoda nobilis* with DHB matrix.

Ion	Formula	$\Delta m/z$ (ppm)	Name	MS/MS identification	Zone and FDR if 10%
522.3554	C ₂₆ H ₅₂ NO ₇ P+H+	0.003792	LysoPC	Yes	Vascular system 10%
544.3374	C ₂₆ H ₅₂ NO ₇ P+Na+	0.005021	LysoPC	X	No system 10%
607.3089	C ₃₀ H ₄₈ O ₁₁ +Na+	0.005567	Cholic acid glucuronide	X	No system
636.4599	C ₃₃ H ₆₆ NO ₈ P+H+	0.003006	PE	X	No system 10%
638.33	C ₂₉ H ₄₉ O ₁₂ P+NH ₄ +	0.010308	PI or PC	Yes	Head
664.1164	C ₂₁ H ₂₇ N ₇ O ₁₄ P ₂ +H+	0.009699	Beta-nicotinamide adenine dinucleotide, NAD	X	No system
666.132	C ₂₁ H ₂₉ N ₇ O ₁₄ P ₂ +H+	0.009573	NADH	X	Nervous ?
674.4391	C ₃₅ H ₆₄ NO ₉ P+H+	0.071793	PS or PC	Yes	No system 10%
675.5436	C ₃₇ H ₇₅ N ₂ O ₆ P+H+	0.00128	SM	X	All except part abdomen
676.4548	C ₃₅ H ₆₆ NO ₉ P+H+	0.002336	PS	X	No system 10%
692.4497	C ₃₅ H ₆₆ NO ₁₀ P+H+	0.00386	PS	X	No system No system
697.5255	C ₃₇ H ₇₅ N ₂ O ₆ P+Na+	0.002318	SM	X	All except part abdomen
703.5749	C ₃₉ H ₇₉ N ₂ O ₆ P+H+	0.001048	SM	X	No system
704.5225	C ₃₈ H ₇₄ NO ₈ P+H+	0.002352	PE or PC	X	Head 10%
705.5905	C ₃₉ H ₈₁ N ₂ O ₆ P+H+	0.000954	SM	X	Abdomen

713.4994	$C_{37}H_{75}N_2O_6P+K+$	0.003374	SM	X	All except part abdomen 10%
714.4317	$C_{35}H_{66}NO_{10}P+Na+$	0.004794	PS	X	Head 10%
721.4779	$C_{39}H_{71}O_8P+Na+$	0.003472	PA	X	No system 10%
723.4935	$C_{39}H_{73}O_8P+Na+$	0.003374	PA	X	No system 10%
723.4959	$C_{41}H_{71}O_8P+H+$	0.002423	PA	X	No system 10%
725.5568	$C_{39}H_{79}N_2O_6P+Na+$	0.002052	SM	X	No system
727.5724	$C_{39}H_{81}N_2O_6P+Na+$	0.001959	SM	X	Abdomen
729.5905	$C_{41}H_{81}N_2O_6P+H+$	0.000922	SM	X	No system
731.6062	$C_{41}H_{83}N_2O_6P+H+$	0.000832	SM or PC	Yes	No system
732.5538	$C_{40}H_{78}NO_8P+H+$	0.002087	PE or PC	X	All abdomen
733.6218	$C_{41}H_{85}N_2O_6P+H+$	0.000743	SM	X	Abdomen 10%
734.5694	$C_{40}H_{80}NO_8P+H+$	0.001994	PE or PC	X	Brain 10%
737.4518	$C_{39}H_{71}O_8P+K+$	0.004468	PA	X	Vascular system 10%
739.4675	$C_{39}H_{73}O_8P+K+$	0.004369	PA	X	Vascular system 10%
740.5225	$C_{41}H_{74}NO_8P+H+$	0.002238	PE or PC	X	No system 10%
741.5307	$C_{39}H_{79}N_2O_6P+K+$	0.003073	SM	X	No system
742.4784	$C_{38}H_{74}NO_8P+K+$	0.004309	PE or PC	X	Head 10%
742.5357	$C_{39}H_{78}NO_8P+Na+$	0.003072	PE or PC	X	All 10%
742.5381	$C_{41}H_{76}NO_8P+H+$	0.002145	PE or PC	X	No system
742.5381	$C_{41}H_{73}O_8P+NH_4+$	0.002145	PA	X	All 10%
742.5745	$C_{42}H_{80}NO_7P+H+$	0.001461	PC	X	All abdomen 10%
743.5464	$C_{39}H_{81}N_2O_6P+K+$	0.002979	SM	X	Abdomen 10%
744.5538	$C_{41}H_{75}O_8P+NH_4+$	0.002054	PA	X	All 10%
744.5538	$C_{41}H_{78}NO_8P+H+$	0.002054	PE or PC	X	No system
744.5902	$C_{42}H_{82}NO_7P+H+$	0.001371	PC	X	No systemv
745.4779	$C_{41}H_{71}O_8P+Na+$	0.00336	PA	X	Head
746.0984	$C_{21}H_{30}N_7O_{17}P_3+H+$	0.011372	NADPH	X	Brain + nervous system 10%
746.5694	$C_{41}H_{80}NO_8P+H+$	0.001962	PE or PC	Yes	Head 10%
746.6058	$C_{42}H_{84}NO_7P+H+$	0.001282	PC	Yes	Head
	$C_{42}H_{81}O_7P+NH_4+$	0.024672	PA	X	
747.4935	$C_{41}H_{73}O_8P+Na+$	0.003266	PA	X	Vascular system
747.6093	$C_{41}H_{79}NO_9+NH_4+$	0.012600	GlcCer	X	Brain + nervous system 10%
748.6215	$C_{42}H_{86}NO_7P+H+$	0.001193	PC	X	Brain 10%
749.5076	$C_{38}H_{70}NO_{10}P+NH_4+$	0.003267	PS or PC	Yes	Vascular system 10%
749.5092	$C_{41}H_{75}O_8P+Na+$	0.003171	PA	X	Vascular system
750.5432	$C_{43}H_{76}NO_7P+H+$	0.001616	PE	X	Brain 10%
751.5724	$C_{41}H_{81}N_2O_6P+Na+$	0.001896	SM	X	All
752.5201	$C_{40}H_{76}NO_8P+Na+$	0.003116	PC	Yes	Head 10%
752.5589	$C_{43}H_{78}NO_7P+H+$	0.001527	PE	X	Brain
753.5881	$C_{41}H_{83}N_2O_6P+Na+$	0.001806	SM	X	All
754.4784	$C_{39}H_{74}NO_8P+K+$	0.00424	PE	X	Vascular system 10%
754.5357	$C_{40}H_{78}NO_8P+Na+$	0.003023	PE or PC	X	No system 10%
754.5381	$C_{42}H_{76}NO_8P+H+$	0.002111	PC	X	No system 10%
755.6037	$C_{41}H_{85}N_2O_6P+Na+$	0.001717	SM	X	Abdomen 10%
756.5538	$C_{42}H_{78}NO_8P+H+$	0.002021	PC	X	All
	$C_{42}H_{75}O_8P+NH_4+$	0.021915	PA	X	
757.6218	$C_{43}H_{85}N_2O_6P+H+$	0.003194	SM	X	Brain + nervous system 10%
758.5694	$C_{42}H_{80}NO_8P+H+$	0.001931	PE or PC	X	All
	$C_{42}H_{77}O_8P+NH_4+$	0.041420	PA	X	
759.4362	$C_{41}H_{69}O_8P+K+$	0.004423	PA	X	Vascular system 10%
759.6375	$C_{43}H_{87}N_2O_6P+H+$	0.000633	SM	X	Abdomen 10%
760.5851	$C_{42}H_{82}NO_8P+H+$	0.001842	PC	Yes	All

	$C_{42}H_{79}O_8P+NH_4+$	0.041420	PA	X	
761.4518	$C_{41}H_{71}O_8P+K+$	0.004327	PA	X	Vascular system 10%
762.5044	$C_{41}H_{74}NO_8P+Na+$	0.003159	PE or PC	X	Vascular system 10%
763.4675	$C_{41}H_{73}O_8P+K+$	0.004232	PA	X	No system
764.5201	$C_{41}H_{76}NO_8P+Na+$	0.003067	PE or PC	X	No system
764.5589	$C_{44}H_{78}NO_7P+H+$	0.001503	PC	X	Abdomen 10%
765.4831	$C_{41}H_{75}O_8P+K+$	0.004137	PA	X	No system 10%
766.5147	$C_{41}H_{78}NO_7P+K+$	0.003511	PE	X	Brain 10%
766.5357	$C_{41}H_{78}NO_8P+Na+$	0.002976	PC	Yes	No system
766.5721	$C_{42}H_{82}NO_7P+Na+$	0.002313	PC	X	No system
766.5745	$C_{44}H_{80}NO_7P+H+$	0.001415	PC	X	Brain+nervous system
	$C_{44}H_{77}O_7P+NH_4+$	0.024029	PA	X	
767.5464	$C_{41}H_{81}N_2O_6P+K+$	0.002886	SM	X	All
768.494	$C_{40}H_{76}NO_8P+K+$	0.004079	PE or PC	X	No system 10%
768.5304	$C_{41}H_{80}NO_7P+K+$	0.003418	PE	X	Brain 10%
768.5514	$C_{41}H_{80}NO_8P+Na+$	0.002885	PE or PC	X	Vascular system 10%
768.5538	$C_{43}H_{78}NO_8P+H+$	0.001989	PE	X	No system 10%
768.5878	$C_{42}H_{84}NO_7P+Na+$	0.002224	PC	X	Brain + nervous system
768.5902	$C_{44}H_{82}NO_7P+H+$	0.001328	PC	X	Abdomen
769.4779	$C_{43}H_{71}O_8P+Na+$	0.003255	PA	X	Head
769.562	$C_{41}H_{83}N_2O_6P+K+$	0.002795	SM	X	Abdomen 10%
770.5095	$C_{43}H_{74}NO_7P+Na+$	0.002633	PE	X	No system
770.5097	$C_{40}H_{78}NO_8P+K+$	0.003986	PE or PC	X	No system 10%
770.567	$C_{41}H_{82}NO_8P+Na+$	0.002794	PE	X	No system 10%
770.5694	$C_{43}H_{80}NO_8P+H+$	0.001901	PE	X	No system
770.5694	$C_{43}H_{77}O_8P+NH_4+$	0.001901	PA	X	No system 10%
770.6058	$C_{44}H_{84}NO_7P+H+$	0.001242	PC	X	Brain + nervous system
771.4935	$C_{43}H_{73}O_8P+Na+$	0.003164	PA	X	Head
771.5777	$C_{41}H_{85}N_2O_6P+K+$	0.002705	SM	X	Abdomen
772.5252	$C_{43}H_{76}NO_7P+Na+$	0.002544	PE	X	Brain 10%
772.5253	$C_{40}H_{80}NO_8P+K+$	0.003892	PE or PC	X	Brain 10%
772.5851	$C_{43}H_{82}NO_8P+H+$	0.001813	PE or PC	X	All
772.5851	$C_{43}H_{79}O_8P+NH_4+$	0.001813	PA	X	All 10%
772.6215	$C_{44}H_{86}NO_7P+H+$	0.001156	PC	X	Brain + nervous system
774.5408	$C_{43}H_{78}NO_7P+Na+$	0.002454	PE	X	Brain
774.5432	$C_{45}H_{76}NO_7P+H+$ $C_{43}H_{81}O_8P+NH_4+$	0.023782	PE	X	Brain 10%
774.6007	$C_{43}H_{81}O_8P+NH_4+$	0.043145	PA	X	No system 10%
774.6007	$C_{43}H_{84}NO_8P+H+$	0.001726	PE	X	No system
774.6371	$C_{44}H_{88}NO_7P+H+$	0.023779	PE or PC	X	Brain + nervous system
775.6406	$C_{43}H_{83}NO_9+NH_4+$	0.012145	GlcCer	X	Brain + nervous system
776.5201	$C_{42}H_{76}NO_8P+Na+$	0.00302	PC	Yes	Abdomen 10%
778.4784	$C_{41}H_{74}NO_8P+K+$	0.004109	PE or PC	X	Vascular system 10%
778.5357	$C_{42}H_{78}NO_8P+Na+$	0.00293	PC PC	X	Vascular system
778.5381	$C_{44}H_{76}NO_8P+H+$	0.002046	PC	X	Vascular system 10%
778.5745	$C_{45}H_{80}NO_7P+H+$	0.001394	PE	X	Brain + eyes
779.6037	$C_{43}H_{85}N_2O_6P+Na+$	0.060826	SM	X	Brain + nervous system
780.494	$C_{41}H_{76}NO_8P+K+$	0.004017	PE or PC	X	Vascular system
780.5304	$C_{42}H_{80}NO_7P+K+$	0.003366	PE or PC	X	Abdomen 10%

780.5514	C ₄₂ H ₈₀ NO ₈ P+Na+	0.00284	PC	X	Vascular system
780.5538	C ₄₄ H ₇₈ NO ₈ P+H+	0.001959	PC	X	Vascular system
	C ₄₄ H ₇₅ O ₈ P+NH ₄ +	0.021241	PA	X	
781.6194	C ₄₃ H ₈₇ N ₂ O ₆ P+Na+	0.001577	SM	X	Abdomen 10%
782.5097	C ₄₁ H ₇₈ NO ₈ P+K+	0.003925	PE or PC	X	10%
782.546	C ₄₂ H ₈₂ NO ₇ P+K+	0.003275	PC	X	Brain + nervous system 10%
782.567	C ₄₂ H ₈₂ NO ₈ P+Na+	0.002751	PC	X	All
782.5694	C ₄₄ H ₈₀ NO ₈ P+H+	0.001872	PC	X	All
	C ₄₄ H ₇₇ O ₈ P+NH ₄ +	0.042705	PA	X	
783.4362	C ₄₃ H ₆₉ O ₈ P+K+	0.004288	PA	X	No system 10%
784.5253	C ₄₁ H ₈₀ NO ₈ P+K+	0.003833	PE or PC	X	Head 10%
784.5617	C ₄₂ H ₈₄ NO ₇ P+K+	0.003185	PC	X	Brain
784.5827	C ₄₂ H ₈₄ NO ₈ P+Na+	0.002663	PE or PC	X	All except brain
784.5851	C ₄₄ H ₈₂ NO ₈ P+H+	0.001786	PC	X	All except brain
	C ₄₄ H ₇₉ O ₈ P+NH ₄ +	0.021132	PA	X	
785.4518	C ₄₃ H ₇₁ O ₈ P+K+	0.004195	PA	X	Head 10%
785.6531	C ₄₅ H ₈₉ N ₂ O ₆ P+H+	0.000531	SM	X	Brain + nervous system
	C ₄₅ H ₈₆ NO ₆ P+NH ₄ +	0.003080	1-(10-methylhexadecanyl)-2-(8-[3]-ladderane-octanyl)-sn-glyceroPC	X	
786.6007	C ₄₄ H ₈₄ NO ₈ P+H+	0.0017	PC	X	All
788.4991	C ₄₃ H ₇₆ NO ₇ P+K+	0.003494	PE or PC	Yes	Brain 10%
788.5201	C ₄₃ H ₇₆ NO ₈ P+Na+	0.002974	PC	Yes	Head 10%
788.5225	C ₄₅ H ₇₄ NO ₈ P+H+	0.002101	PE or PC	Yes	Head 10%
788.5565	C ₄₄ H ₈₀ NO ₇ P+Na+	0.00233	PC	Yes	Brain + nervous system
788.6164	C ₄₄ H ₈₆ NO ₈ P+H+	0.001614	PC	X	No system
788.6528	C ₄₅ H ₉₀ NO ₇ P+H+	0.00097	PE	X	Brain
790.5147	C ₄₃ H ₇₈ NO ₇ P+K+	0.003404	PE	X	Brain
790.5357	C ₄₃ H ₇₈ NO ₈ P+Na+	0.002885	PE	X	Head 10%
790.5381	C ₄₅ H ₇₆ NO ₈ P+H+	0.002015	PE	X	Head 10%
790.5721	C ₄₄ H ₈₂ NO ₇ P+Na+	0.002243	PC	X	Brain + nervous system
792.494	C ₄₂ H ₇₆ NO ₈ P+K+	0.003956	PC	Yes	Abdomen 10%
792.5514	C ₄₃ H ₈₀ NO ₈ P+Na+	0.002797	PE or PC	X	Head
792.5878	C ₄₄ H ₈₄ NO ₇ P+Na+	0.002156	PC	X	Brain + nervous system 10%
792.5902	C ₄₆ H ₈₂ NO ₇ P+H+	0.001288	PC	X	Brain + nervous system 10%
794.5097	C ₄₂ H ₇₈ NO ₈ P+K+	0.003865	PC	X	No system
794.567	C ₄₃ H ₈₂ NO ₈ P+Na+	0.00271	PE or PC	X	No system
794.5694	C ₄₅ H ₈₀ NO ₈ P+H+	0.001844	PE	X	No system
794.6034	C ₄₄ H ₈₆ NO ₇ P+Na+	0.00207	PC	X	Brain + nervous system
794.6058	C ₄₆ H ₈₄ NO ₇ P+H+	0.001204	PC	X	Brain + nervous system
	C ₄₆ H ₈₁ O ₇ P+NH ₄ +	0.023181	PA	X	
795.5147	C ₄₂ H ₇₇ O ₁₀ P+Na+	0.003863	PG	X	No system 10%
795.5777	C ₄₃ H ₈₅ N ₂ O ₆ P+K+	0.018326	SM	X	Brain + nervous system
796.5252	C ₄₅ H ₇₆ NO ₇ P+Na+	0.002467	PE	X	All
796.5253	C ₄₂ H ₈₀ NO ₈ P+K+	0.003775	PC	Yes	All
796.5827	C ₄₃ H ₈₄ NO ₈ P+Na+	0.002622	PC	Yes	No system
796.6191	C ₄₄ H ₈₈ NO ₇ P+Na+	0.001985	PE or PC	X	Brain + nervous system

796.6215	C ₄₆ H ₈₆ NO ₇ P+H+	0.001121	PC	X	Brain + nervous system
797.5303	C ₄₂ H ₇₉ O ₁₀ P+Na+	0.003773	PG	X	Head 10%
797.663	C ₄₉ H ₉₀ O ₆ +Na+	0.000172	TG	X	No system 10%
798.5408	C ₄₅ H ₇₈ NO ₇ P+Na+	0.002381	PE	X	All (cavity intense)
798.541	C ₄₂ H ₈₂ NO ₈ P+K+	0.003685	PC	X	All (cavity) 10%
798.5773	C ₄₃ H ₈₆ NO ₇ P+K+	0.003049	PE	X	Brain 10%
798.6007	C ₄₅ H ₈₄ NO ₈ P+H+	0.001674	PE	X	No system 10%
798.6347	C ₄₄ H ₉₀ NO ₇ P+Na+	0.001899	PC	X	Brain + nervous system
798.6371	C ₄₆ H ₈₈ NO ₇ P+H+	0.001038	PC	X	Brain + nervous system
799.546	C ₄₂ H ₈₁ O ₁₀ P+Na+	0.003683	PG	X	No system
799.6786	C ₄₉ H ₉₂ O ₆ +Na+	9.13E-05	TG	X	No system 10%
800.5201	C ₄₄ H ₇₆ NO ₈ P+Na+	0.002929	PC	Yes	No system 10%
800.5225	C ₄₆ H ₇₄ NO ₈ P+H+	0.00207	PC	X	No system 10%
800.5565	C ₄₅ H ₈₀ NO ₇ P+Na+	0.002295	PE	X	Brain 10%
800.5566	C ₄₂ H ₈₄ NO ₈ P+K+	0.003596	PE or PC	X	Brain 10%
800.6164	C ₄₅ H ₈₆ NO ₈ P+H+	0.00159	PE or PC	X	No system
800.6164	C ₄₅ H ₈₃ O ₈ P+NH ₄ ⁺	0.00159	PA	X	No system 10%
800.6528	C ₄₆ H ₉₀ NO ₇ P+H+	0.000955	PC	X	Brain + nervous system
802.5357	C ₄₄ H ₇₈ NO ₈ P+Na+	0.002842	PC	Yes	No system
802.5381	C ₄₆ H ₇₆ NO ₈ P+H+	0.001985	PC	Yes	No system
802.632	C ₄₅ H ₈₈ NO ₈ P+H+	0.001506	PE	X	No system
802.6684	C ₄₆ H ₉₂ NO ₇ P+H+	0.000873	PC	X	Brain
803.6719	C ₄₅ H ₈₇ NO ₉ +NH ₄ ⁺	0.011721	GlcCer ou 1,2-dioctadecanoyl-3-O-(6-deoxy-6-amino- alpha-D-glucosyl)-sn-glycerol	X	Brain 10%
804.5304	C ₄₄ H ₈₀ NO ₇ P+K+	0.003265	PC	Yes	Brain + nervous system 10%
804.5514	C ₄₄ H ₈₀ NO ₈ P+Na+	0.002756	PC	Yes	No system
804.5538	C ₄₆ H ₇₈ NO ₈ P+H+	0.0019	PC	Yes	No system
806.567	C ₄₄ H ₈₂ NO ₈ P+Na+	0.002669	PC	X	All
806.5694	C ₄₆ H ₈₀ NO ₈ P+H+	0.001816	PC	X	All 10%
807.635	C ₄₅ H ₈₉ N ₂ O ₆ P+Na+	0.001447	SM	X	No system
807.6375	C ₄₇ H ₈₇ N ₂ O ₆ P+H+		SM	X	No system 10%
808.5253	C ₄₃ H ₈₀ NO ₈ P+K+	0.003719	PE or PA	X	No system 10%
808.5827	C ₄₄ H ₈₄ NO ₈ P+Na+	0.002584	PC	X	All
808.5851	C ₄₆ H ₈₂ NO ₈ P+H+	0.001733	PC	X	All 10%
810.541	C ₄₃ H ₈₂ NO ₈ P+K+	0.003631	PE	X	No system
810.5773	C ₄₄ H ₈₆ NO ₇ P+K+	0.003004	PC	X	Brain + nervous system
810.5983	C ₄₄ H ₈₆ NO ₈ P+Na+	0.002498	PC	X	No system
810.6007	C ₄₆ H ₈₄ NO ₈ P+H+	0.001649	PC	X	No system
812.5565	C ₄₆ H ₈₀ NO ₇ P+Na+	0.002261	PC	X	No system
812.5566	C ₄₃ H ₈₄ NO ₈ P+K+	0.003543	PE or PC	X	No system
812.593	C ₄₄ H ₈₈ NO ₇ P+K+	0.002918	PC	X	Brain
812.6164	C ₄₆ H ₈₆ NO ₈ P+H+	0.001567	PC	X	Eyes
813.6368	C ₄₇ H ₈₉ O ₈ P+H+	0.001447	PA	X	Abdomen 10%
813.6844	C ₄₇ H ₉₃ N ₂ O ₆ P+H+	0.000355	SM	X	Abdomen
814.632	C ₄₆ H ₈₈ NO ₈ P+H+	0.001484	PC	X	Brain + nervous system
815.6525	C ₄₉ H ₉₂ O ₆ +K+	0.001058	TG	X	Abdomen 10%
816.494	C ₄₄ H ₇₆ NO ₈ P+K+	0.00384	PC	Yes	Vascular system 10%
816.5304	C ₄₅ H ₈₀ NO ₇ P+K+	0.003217	PE or PC	Yes	Brain 10%
816.5878	C ₄₆ H ₈₄ NO ₇ P+Na+	0.002093	PC	X	Brain

816.6477	C ₄₆ H ₉₀ NO ₈ P+H+	0.001402	PC	X	Brain 10%
817.6793	C ₄₆ H ₉₀ NO ₇ P+NH ₄ +	0.000818	PC	X	Brain 10%
	C ₄₆ H ₉₃ N ₂ O ₇ P+H+	0.021304	PE-Cer or SM	X	
818.5097	C ₄₄ H ₇₈ NO ₈ P+K+	0.003752	PC	X	Vascular system
818.6034	C ₄₆ H ₈₆ NO ₇ P+Na+	0.00201	PC	X	Brain + nervous system 10%
818.6058	C ₄₈ H ₈₄ NO ₇ P+H+	0.001169	PC	X	Brain + nervous system 10%
819.5147	C ₄₄ H ₇₇ O ₁₀ P+Na+	0.00375	PG	X	Vascular system 10%
819.695	C ₄₆ H ₉₂ NO ₇ P+NH ₄ +	0.000738	PC	X	Brain
820.5099	C ₄₃ H ₇₆ NO ₁₀ P+Na+	0.003784	PS	X	No system 10%
820.5253	C ₄₄ H ₈₀ NO ₈ P+K+	0.003665	PC	X	All
820.6191	C ₄₆ H ₈₈ NO ₇ P+Na+	0.001927	PC	X	Abdomen 10%
820.6215	C ₄₈ H ₈₆ NO ₇ P+H+	0.001088	PC	X	Abdomen 10%
821.5303	C ₄₄ H ₇₉ O ₁₀ P+Na+	0.003663	PG	X	No system 10%
822.5044	C ₄₆ H ₇₄ NO ₈ P+Na+	0.002929	PC	X	No system 10%
822.541	C ₄₄ H ₈₂ NO ₈ P+K+	0.003578	PC	X	All except brain 10%
822.5983	C ₄₅ H ₈₆ NO ₈ P+Na+	0.002462	PE or PC	X	Head
823.546	C ₄₄ H ₈₁ O ₁₀ P+Na+	0.003576	PG	X	All except brain 10%
823.609	C ₄₅ H ₈₉ N ₂ O ₆ P+K+	0.002379	SM	X	Brain + nervous system
823.6786	C ₅₁ H ₉₂ O ₆ +Na+	8.86E-05	TG	X	No system 10%
824.5201	C ₄₆ H ₇₆ NO ₈ P+Na+	0.002844	PC	X	No system 10%
824.5412	C ₄₃ H ₈₀ NO ₁₀ P+Na+	0.00361	PS	X	No system 10%
824.5566	C ₄₄ H ₈₄ NO ₈ P+K+	0.003492	PC	X	Cavity
824.614	C ₄₅ H ₈₈ NO ₈ P+Na+	0.002378	PE	X	Brain + nervous system 10%
824.6504	C ₄₆ H ₉₂ NO ₇ P+Na+	0.001762	PC	X	Brain
825.6943	C ₅₁ H ₉₄ O ₆ +Na+	1.09E-05	TG	X	No system
826.5357	C ₄₆ H ₇₈ NO ₈ P+Na+	0.00276	PC	X	Vascular system
826.5381	C ₄₈ H ₇₆ NO ₈ P+H+	0.001927	PC	X	Vascular system
826.5723	C ₄₄ H ₈₆ NO ₈ P+K+	0.003406	PC	X	All
826.666	C ₄₆ H ₉₄ NO ₇ P+Na+	0.00168	PC	X	No system
826.6684	C ₄₈ H ₉₂ NO ₇ P+H+	0.000848	PC	X	No system
827.7099	C ₅₁ H ₉₆ O ₆ +Na+	0.0000664	TG	X	No system 10%
827.7123	C ₅₃ H ₉₄ O ₆ +H+	0.000898	TG	X	No system 10%
828.5514	C ₄₆ H ₈₀ NO ₈ P+Na+	0.002676	PC	Yes	No system
828.6477	C ₄₇ H ₉₀ NO ₈ P+H+	0.001382	PE	X	Head 10%
828.6841	C ₄₈ H ₉₄ NO ₇ P+H+	0.000769	PC	X	Abdomen 10%
830.567	C ₄₆ H ₈₂ NO ₈ P+Na+	0.002592	PC	Yes	No system
830.5694	C ₄₈ H ₈₀ NO ₈ P+H+	0.001764	PC	Yes	No system
830.6997	C ₄₈ H ₉₆ NO ₇ P+H+	0.00069	PC	X	Abdomen 10%
830.708	C ₄₈ H ₉₅ NO ₉ +H+	0.047646	GlcCer	X	No system 10%
830.711	C ₄₇ H ₉₃ N ₂ O ₆ P+NH ₄ +	0.000232	SM	X	Brain 10%
831.6586	C ₄₆ H ₈₈ NO ₈ P+NH ₄ +	0.001338	PC	X	Vascular system 10%
832.5253	C ₄₅ H ₈₀ NO ₈ P+K+	0.003612	PE	X	Head 10%
832.5617	C ₄₆ H ₈₄ NO ₇ P+K+	0.003002	PC	X	Brain + nervous system
832.5827	C ₄₆ H ₈₄ NO ₈ P+Na+	0.002509	PC	X	No system
832.5851	C ₄₈ H ₈₂ NO ₈ P+H+	0.001683	PC	X	Head 10%
832.6637	C ₄₈ H ₉₁ NO ₈ +Na+	0.001039	Glucosylceramide (d18:1/24:1(15Z))	X	No system 10%
833.6742	C ₄₆ H ₉₀ NO ₈ P+NH ₄ +	0.001258	PC	X	No system 10%
834.5773	C ₄₆ H ₈₆ NO ₇ P+K+	0.002918	PC	X	Brain 10%
834.5983	C ₄₆ H ₈₆ NO ₈ P+Na+	0.002426	PC	X	Eyes
834.6007	C ₄₈ H ₈₄ NO ₈ P+H+	0.001602	PC	X	Eyes
835.6663	C ₄₇ H ₉₃ N ₂ O ₆ P+Na+	0.001246	SM	X	Abdomen
836.593	C ₄₆ H ₈₈ NO ₇ P+K+	0.002834	PC	Yes	Abdomen 10%

836.614	C ₄₆ H ₈₈ NO ₈ P+Na+	0.002344	PC	Yes	Brain + eyes
836.6164	C ₄₈ H ₈₆ NO ₈ P+H+	0.001522	PC	Yes	Head 10%
838.5723	C ₄₅ H ₈₆ NO ₈ P+K+	0.003357	PE or PC	X	Head 10%
838.6086	C ₄₆ H ₉₀ NO ₇ P+K+	0.002751	PC	X	Brain 10%
840.494	C ₄₆ H ₇₆ NO ₈ P+K+	0.00373	PC	X	Head 10%
840.5878	C ₄₈ H ₈₄ NO ₇ P+Na+	0.002033	PC	X	No system 10%
840.5879	C ₄₅ H ₈₈ NO ₈ P+K+	0.003273	PE	X	No system 10%
840.6243	C ₄₆ H ₉₂ NO ₇ P+K+	0.002668	PC	X	Brain
841.6682	C ₅₁ H ₉₄ O ₆ +K+	0.000949	TG	X	Abdomen 10%
842.5097	C ₄₆ H ₇₈ NO ₈ P+K+	0.003645	PC	X	Vascular system
843.6838	C ₅₁ H ₉₆ O ₆ +K+	0.000871	TG	X	Abdomen 10%
844.5253	C ₄₆ H ₈₀ NO ₈ P+K+	0.003561	PC	Yes	No system
845.5303	C ₄₆ H ₇₉ O ₁₀ P+Na+	0.003559	PG	X	No system 10%
845.7106	C ₄₈ H ₉₄ NO ₇ P+NH ₄ ⁺	0.00064	PC	X	Brain 10%
846.541	C ₄₆ H ₈₂ NO ₈ P+K+	0.003477	PC	Yes	No system
847.546	C ₄₆ H ₈₁ O ₁₀ P+Na+	0.003475	PG	X	No system 10%
847.7263	C ₄₈ H ₉₆ NO ₇ P+NH ₄ ⁺	0.000563	PC	X	Brain
848.4838	C ₄₄ H ₇₆ NO ₁₀ P+K+	0.004591	PS	X	Brain 10%
848.5201	C ₄₈ H ₇₆ NO ₈ P+Na+	0.002764	PC	Yes	Eyes
848.5566	C ₄₆ H ₈₄ NO ₈ P+K+	0.003393	PC	Yes	No system 10%
848.6528	C ₅₀ H ₈₇ O ₇ P+NH ₄ ⁺	0.037212	PA	X	Abdomen
849.5616	C ₄₆ H ₈₃ O ₁₀ P+Na+	0.003391	PG	X	No system 10%
849.6943	C ₅₃ H ₉₄ O ₆ +Na+	1.06E-05	TG	X	Abdomen 10%
849.7055	C ₄₇ H ₉₄ NO ₈ P+NH ₄ ⁺	0.001084	PE	X	Brain 10%
850.5723	C ₄₆ H ₈₆ NO ₈ P+K+	0.00331	PC	X	Head 10%
850.666	C ₄₈ H ₉₄ NO ₇ P+Na+	0.001633	PC	X	Abdomen 10%
850.6684	C ₅₀ H ₉₂ NO ₇ P+H+	0.000824	PC	X	Abdomen
851.6273	C ₄₈ H ₈₄ NO ₈ P+NH ₄ ⁺	0.001457	PC	X	No system 10%
851.7099	C ₅₃ H ₉₆ O ₆ +Na+	6.46E-05	TG	X	Abdomen
852.5879	C ₄₆ H ₈₈ NO ₈ P+K+	0.003227	PC	X	Brain + nervous system 10%
853.6429	C ₄₈ H ₈₆ NO ₈ P+NH ₄ ⁺	0.001379	PC	X	No system 10%
853.7256	C ₅₃ H ₉₈ O ₆ +Na+	0.000139	TG	X	Abdomen
853.728	C ₅₅ H ₉₆ O ₆ +H+	0.000945	TG	X	Abdomen
855.6586	C ₄₈ H ₈₈ NO ₈ P+NH ₄ ⁺	0.001301	PC	X	No system 10%
855.7412	C ₅₃ H ₁₀₀ O ₆ +Na+	0.000214	TG	X	No system
856.5827	C ₄₈ H ₈₄ NO ₈ P+Na+	0.002439	PC	X	Eyes
856.5851	C ₅₀ H ₈₂ NO ₈ P+H+	0.001636	PC	X	Eyes
857.6742	C ₄₈ H ₉₀ NO ₈ P+NH ₄ ⁺	0.001223	PC	X	No system
858.5773	C ₄₈ H ₈₆ NO ₇ P+K+	0.002836	PC	X	No system 10%
859.6899	C ₄₈ H ₉₂ NO ₈ P+NH ₄ ⁺	0.001146	PC	X	No system
864.494	C ₄₈ H ₇₆ NO ₈ P+K+	0.003626	PC	X	Eyes
864.6229	C ₄₆ H ₈₉ NO ₁₁ S+H+	0.013208	(3'-sulfo)GalCer	X	Abdomen 10%
864.6243	C ₄₈ H ₉₂ NO ₇ P+K+	0.002594	PC	X	Abdomen
865.6682	C ₅₃ H ₉₄ O ₆ +K+	0.000923	TG	X	Abdomen 10%
866.6399	C ₄₈ H ₉₄ NO ₇ P+K+	0.002514	PC	X	Abdomen 10%
867.6838	C ₅₃ H ₉₆ O ₆ +K+	0.000847	TG	X	Abdomen 10%
	C ₅₁ H ₉₅ O ₈ P+H+	0.075581	PA	X	
867.695	C ₅₀ H ₉₂ NO ₇ P+NH ₄ ⁺	0.000697	PC	X	Brain 10%
	C ₅₀ H ₉₅ N ₂ O ₇ P+H+	0.037548	PE-Cer or SM	X	
869.6995	C ₅₃ H ₉₈ O ₆ +K+	0.000772	TG	X	Abdomen
869.7018	C ₅₈ H ₉₂ O ₅ +H+	0.057008	TG	X	Abdomen 10%
870.6349	C ₄₇ H ₉₄ NO ₈ P+K+	0.002939	PE	X	Abdomen
871.4344	C ₃₈ H ₇₄ O ₁₆ P ₂ +Na+	0.036055	PIP	X	Head 10%
871.7151	C ₅₃ H ₁₀₀ O ₆ +K+	0.000696	TG	X	Abdomen 10%
872.5566	C ₄₈ H ₈₄ NO ₈ P+K+	0.0033	PC	X	Eyes

872.6504	C ₅₀ H ₉₂ NO ₇ P+Na+	0.001665	PC	X	Abdomen 10%
874.5723	C ₄₈ H ₈₆ NO ₈ P+K+	0.003219	PC	X	Head 10%
875.7099	C ₅₅ H ₉₆ O ₆ +Na+	6.28E-05	TG	X	Abdomen 10%
877.6429	C ₅₀ H ₈₆ NO ₈ P+NH ₄ +	0.001341	PC	X	No system 10%
877.7256	C ₅₅ H ₉₈ O ₆ +Na+	0.000136	TG	X	Abdomen
879.6586	C ₅₀ H ₈₈ NO ₈ P+NH ₄ +	0.001265	PC	X	No system 10%
879.7396	C ₅₂ H ₉₅ NO ₈ +NH ₄ +	0.006343	GalCer or GlcCer	X	Abdomen
879.7412	C ₅₅ H ₁₀₀ O ₆ +Na+	0.000208	TG	X	Abdomen
881.7569	C ₅₅ H ₁₀₂ O ₆ +Na+	0.00028	TG	X	Abdomen
881.7593	C ₅₇ H ₁₀₀ O ₆ +H+	0.00106	TG	X	Abdomen 10%
883.5307	C ₄₅ H ₈₁ O ₁₃ P+Na+	0.004623	PI	X	Head
885.5464	C ₄₅ H ₈₃ O ₁₃ P+Na+	0.004541	PI	X	Head 10%
885.5488	C ₄₇ H ₈₁ O ₁₃ P+H+	0.003764	PI	X	Head 10%
888.6243	C ₅₅ H ₉₂ NO ₇ P+K+	0.002524	PC	X	Abdomen 10%
891.6838	C ₅₅ H ₉₆ O ₆ +K+	0.000824	TG	X	Abdomen 10%
893.6995	C ₅₅ H ₉₈ O ₆ +K+	0.000751	TG	X	Abdomen
895.7151	C ₅₅ H ₁₀₀ O ₆ +K+	0.000678	TG	X	Abdomen
897.7308	C ₅₅ H ₁₀₂ O ₆ +K+	0.000605	TG	X	Abdomen
899.5046	C ₄₅ H ₈₁ O ₁₃ P+K+	0.00542	PI	X	No system 10%
901.7256	C ₅₇ H ₉₈ O ₆ +Na+	0.000132	TG	X	Abdomen 10%
903.7412	C ₅₇ H ₁₀₀ O ₆ +Na+	0.000202	TG	X	Abdomen
903.7436	C ₅₉ H ₉₈ O ₆ +H+	0.000964	TG	X	Abdomen 10%
905.7569	C ₅₇ H ₁₀₂ O ₆ +Na+	0.000273	TG	X	Abdomen
907.5307	C ₄₇ H ₈₁ O ₁₃ P+Na+	0.004501	PI	X	Head 10%
907.7709	C ₅₄ H ₉₉ NO ₈ +NH ₄ +	0.006147	GalCer or GlcCer	X	Abdomen
907.7725	C ₅₇ H ₁₀₄ O ₆ +Na+	0.000343	TG	X	Abdomen
907.7749	C ₅₉ H ₁₀₂ O ₆ +H+	0.0011	TG	X	Abdomen 10%
909.7306	C ₅₉ H ₉₈ O ₅ +Na+	0.000549	TG	X	Abdomen 10%
909.7882	C ₅₇ H ₁₀₆ O ₆ +Na+	0.000412	TG	X	Abdomen
909.7906	C ₅₉ H ₁₀₄ O ₆ +H+	0.001168	TG	X	Abdomen 10%
917.6995	C ₅₇ H ₉₈ O ₆ +K+	0.000731	TG	X	Abdomen 10%
919.7151	C ₅₇ H ₁₀₀ O ₆ +K+	0.00066	TG	X	Abdomen 10%
921.7308	C ₅₇ H ₁₀₂ O ₆ +K+	0.000589	TG	X	Abdomen
923.7439	C ₅₃ H ₁₀₅ O ₈ P+Na+	0.031849	PA	X	Abdomen 10%
923.7464	C ₅₇ H ₁₀₄ O ₆ +K+	0.000519	TG	X	Abdomen
925.7621	C ₅₇ H ₁₀₆ O ₆ +K+	0.000448	TG	X	Abdomen 10%

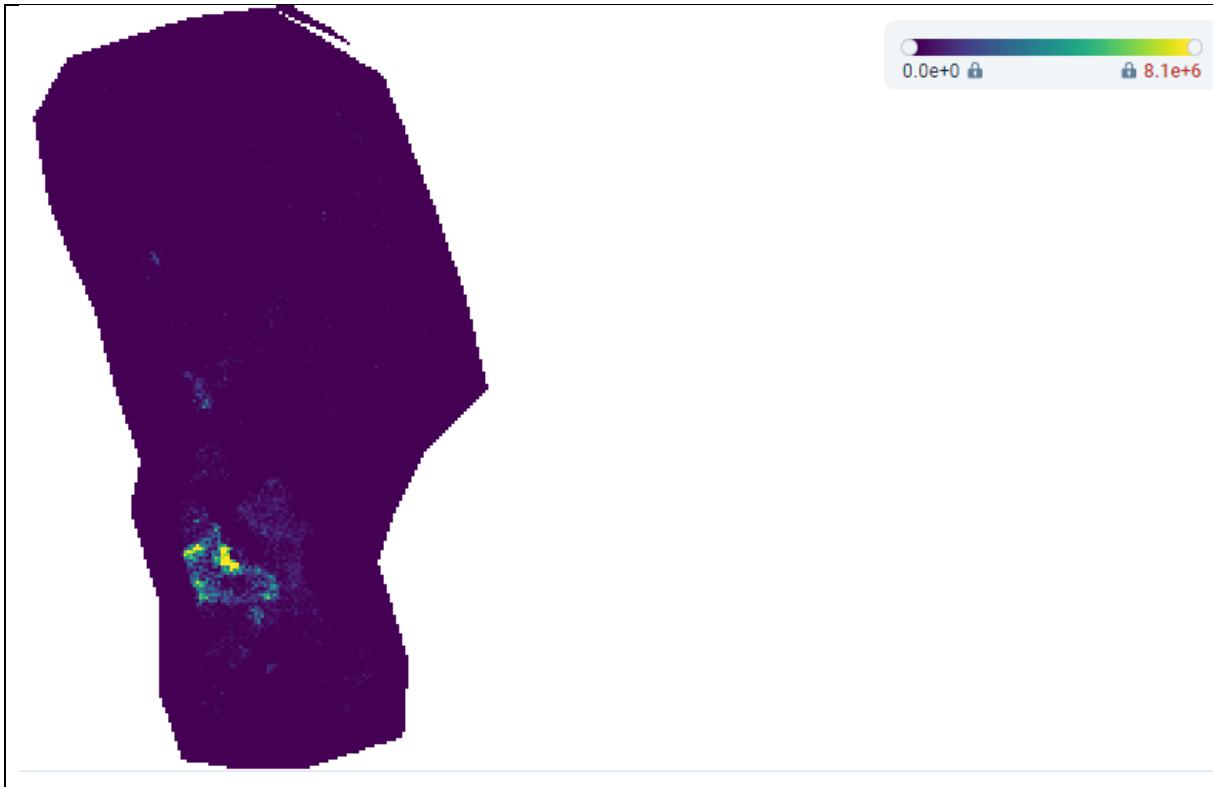


Figure 1. Image of the identification of the brain from the analysis of a female *Steatoda nobilis* with DHB matrix from Metaspac[®].

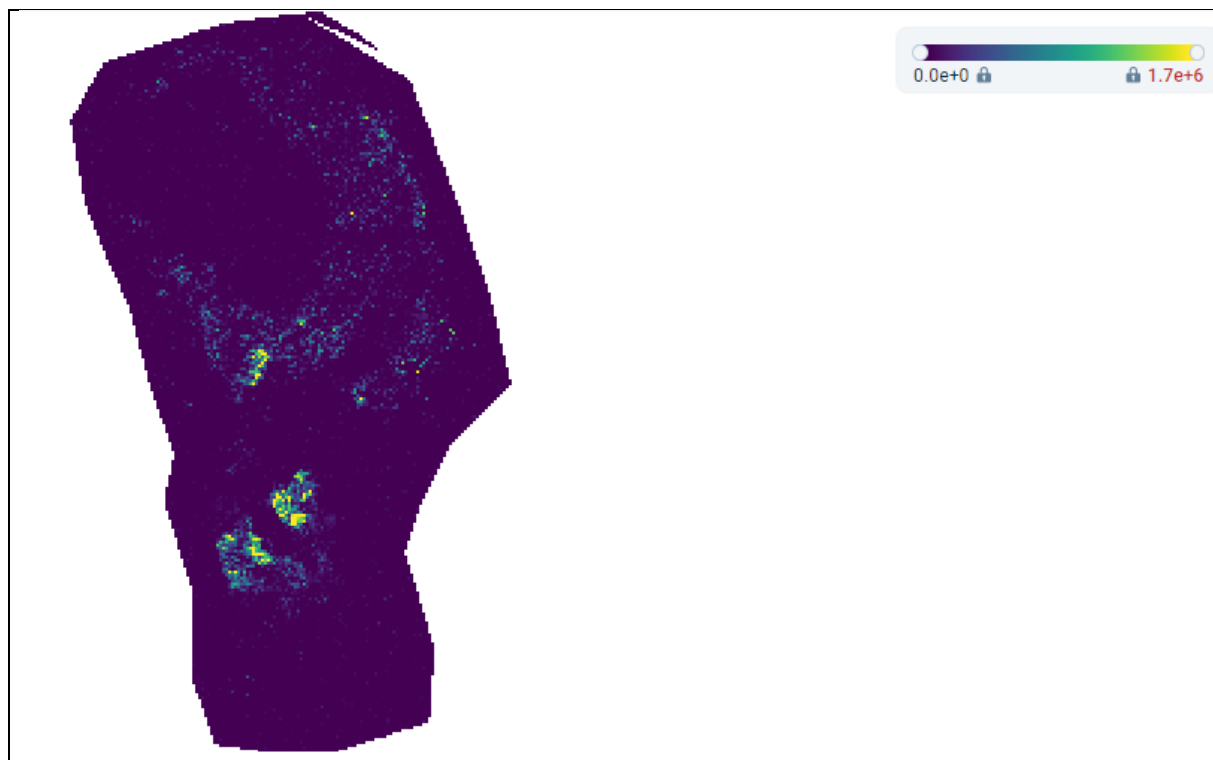


Figure 2. Image of the identification of the brain with the nervous system from the analysis of a female *Steatoda nobilis* with DHB matrix from Metaspac[®].




Figure 3. Image of the identification of the eyes from the analysis of a female *Steatoda nobilis* with DHB matrix from Metaspac[®].

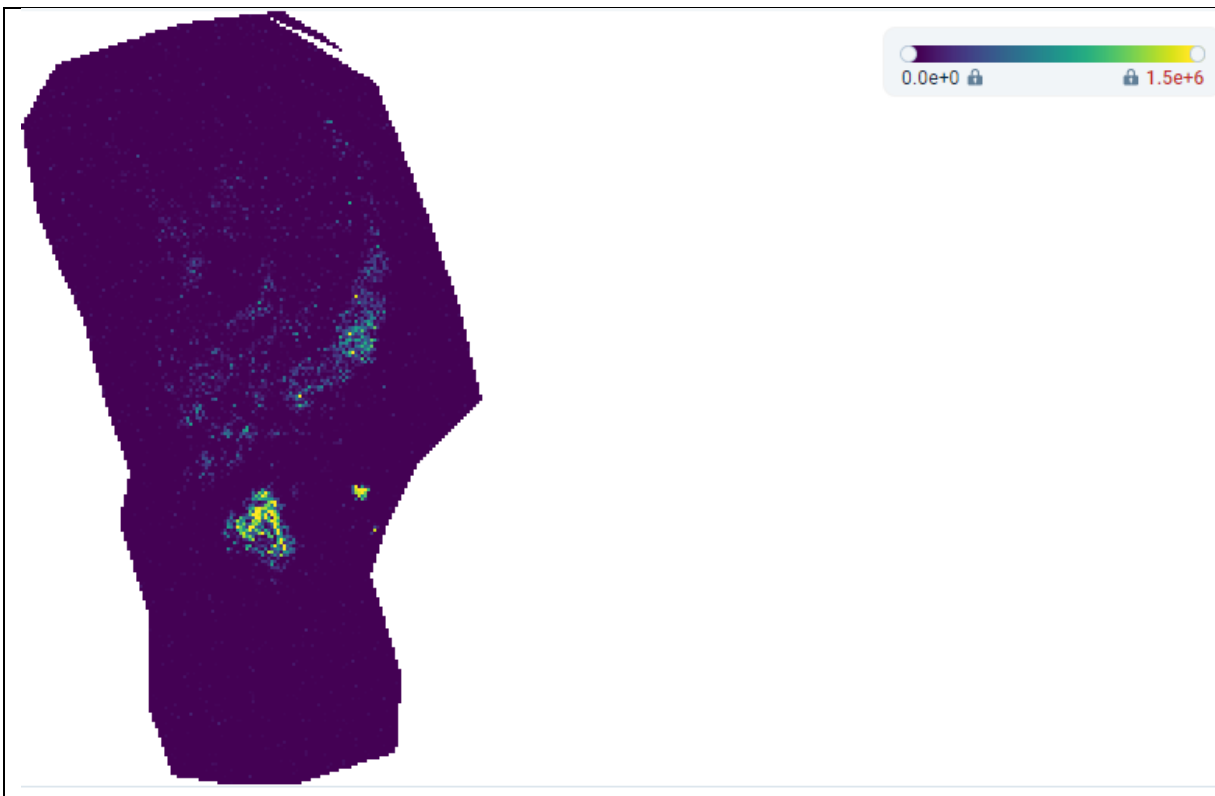


Figure 4. Image of the identification of what is labeled "head" from the analysis of a female *Steatoda nobilis* with DHB matrix from Metaspac[®].

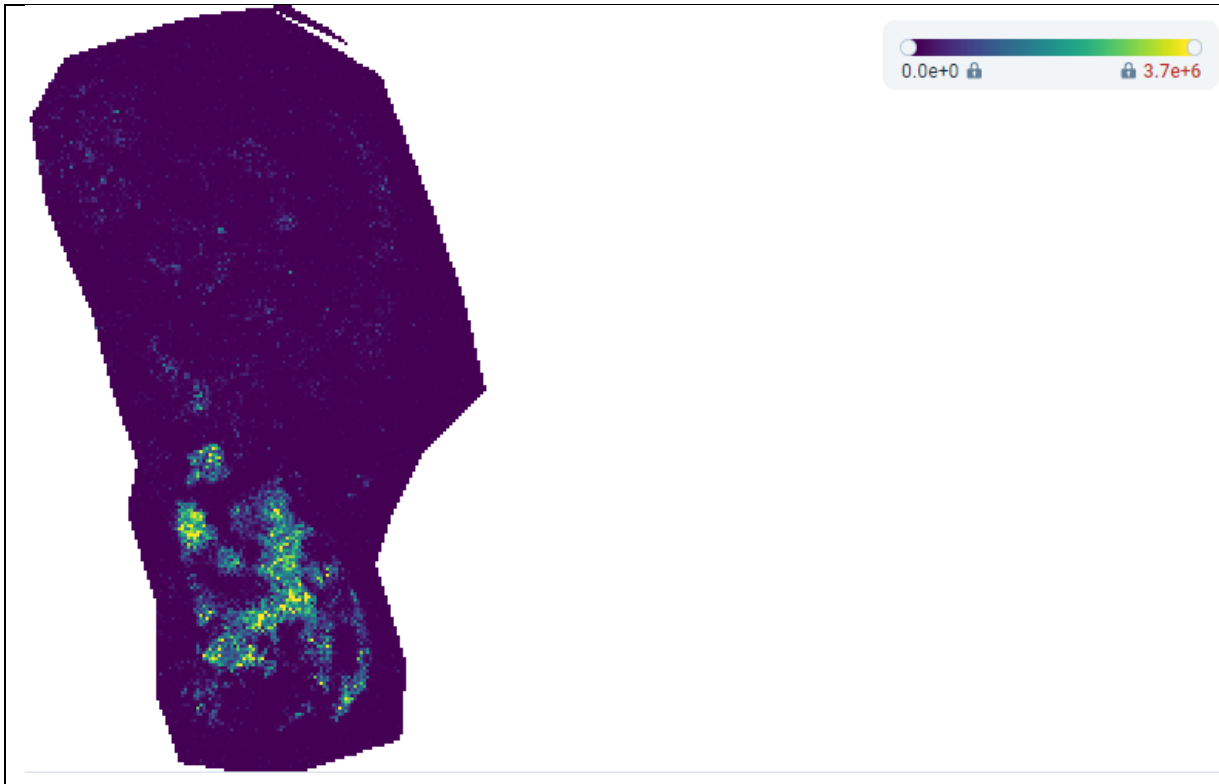


Figure 5. Image of the identification of the nervous system from the analysis of a female *Steatoda nobilis* with DHB matrix from Metaspac[®].




Figure 6. Image of the identification of the brain from the analysis of a female *Steatoda nobilis* with HCCA matrix from Metaspac[®].

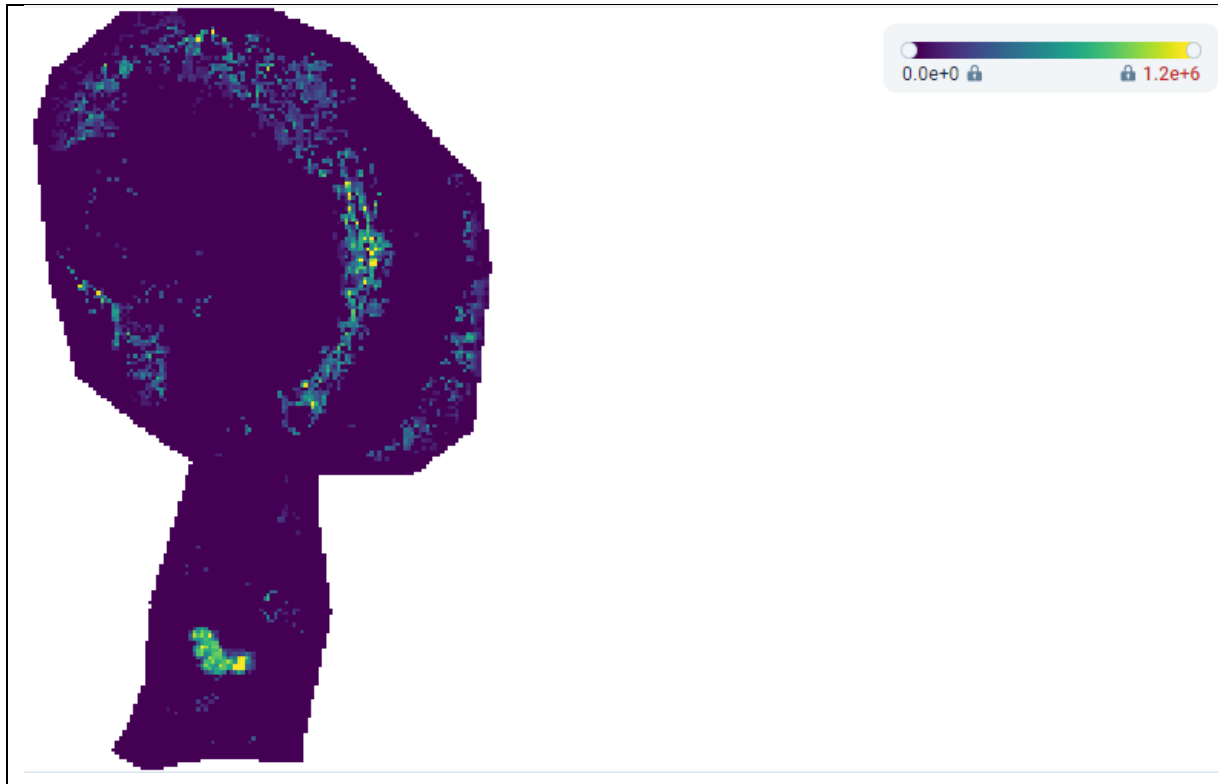


Figure 7. Image of the identification of the brain and the nervous system from the analysis of a female *Steatoda nobilis* with HCCA matrix from Metaspac[®].

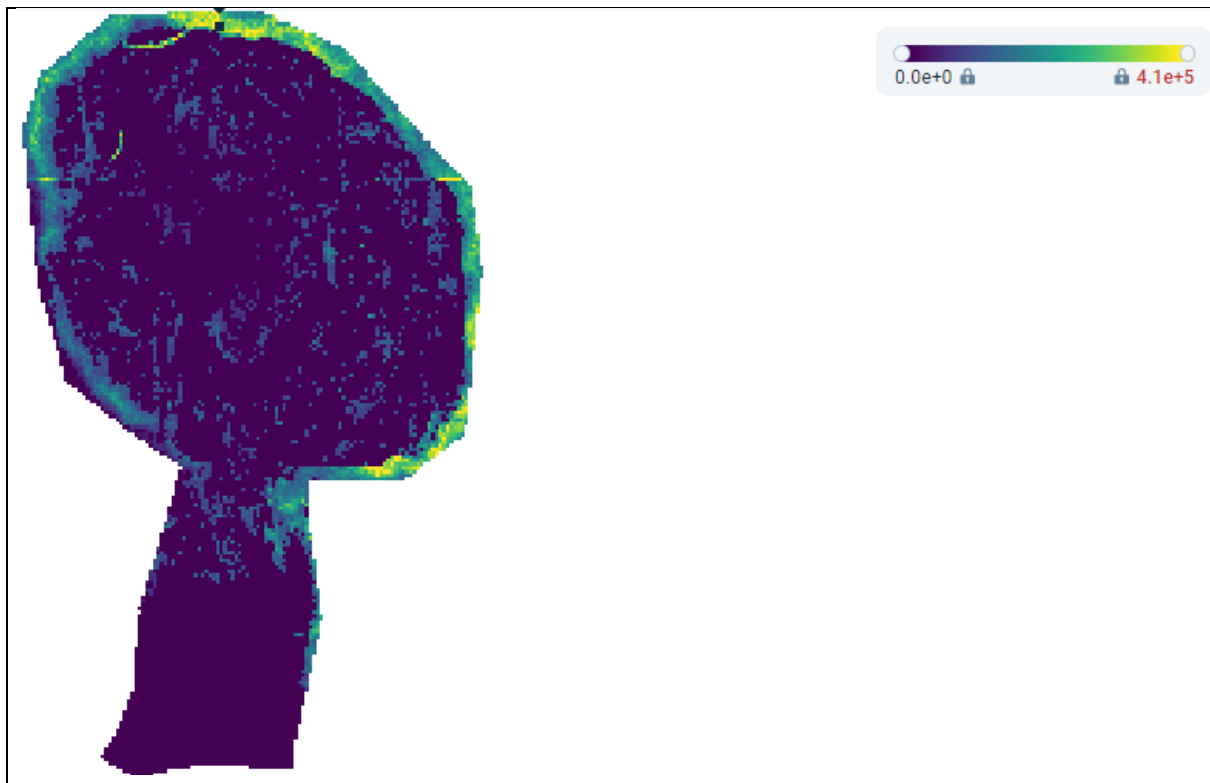


Figure 8. Image of the identification of the cuticle from the analysis of a female *Steatoda nobilis* with HCCA matrix from Metaspac[®].




Figure 9. Image of the identification of the eyes from the analysis of a female *Steatoda nobilis* with HCCA matrix from Metaspac[®].




Figure 10. Image of the identification of what is labeled "head" from the analysis of a female *Steatoda nobilis* with HCCA matrix from Metaspac[®].

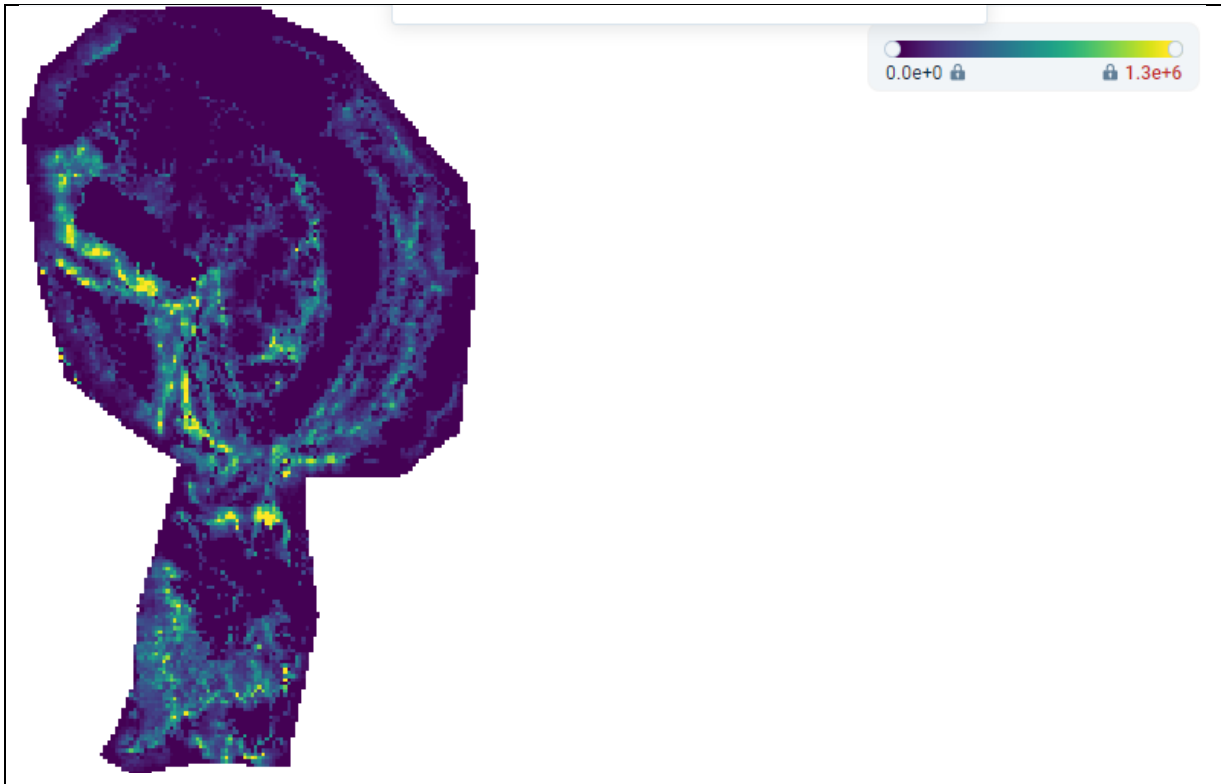


Figure 11. Image of the identification of the nervous system from the analysis of a female *Steatoda nobilis* with HCCA matrix from Metaspaces®.

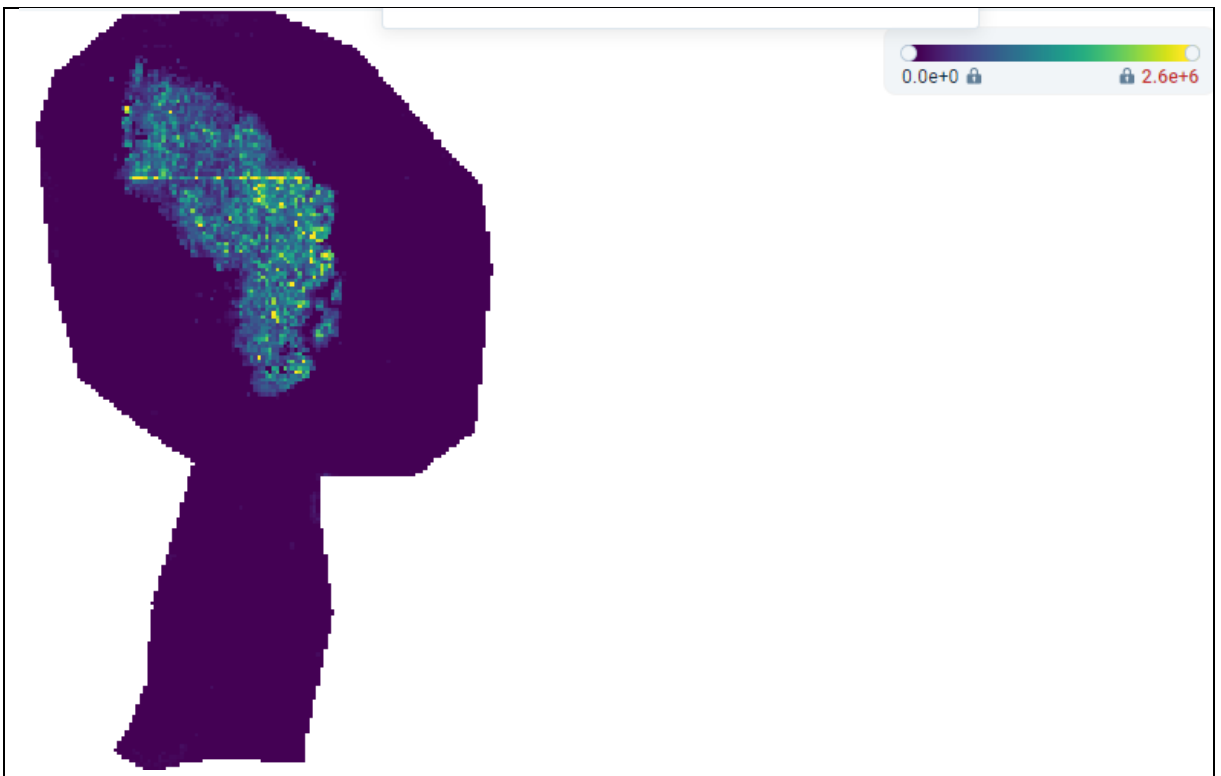


Figure 12. Image of the identification of the ovaries from the analysis of a female *Steatoda nobilis* with HCCA matrix from Metaspaces®.




Figure 13. Image of the identification of the silk glands from the analysis of a female *Steatoda nobilis* with HCCA matrix from Metaspace®.




Figure 14. Image of the identification of the vascular system from the analysis of a female *Steatoda nobilis* with DHB matrix from Metaspace®.




Figure 15. Image of the identification of what is labeled "abdomen " from the analysis of a male *Steatoda nobilis* with DHB matrix from Metaspac[®].




Figure 16. Image of the identification of what is labeled "cavity" from the analysis of a male *Steatoda nobilis* with DHB matrix from Metaspac[®].




Figure 17. Image of the identification of the brain from the analysis of a male *Steatoda nobilis* with DHB matrix from Metaspace®.




Figure 18. Image of the identification of the eyes and the brain from the analysis of a male *Steatoda nobilis* with DHB matrix from Metaspace®.




Figure 19. Image of the identification of the brain and the nervous system from the analysis of a male *Steatoda nobilis* with DHB matrix from Metaspace®.

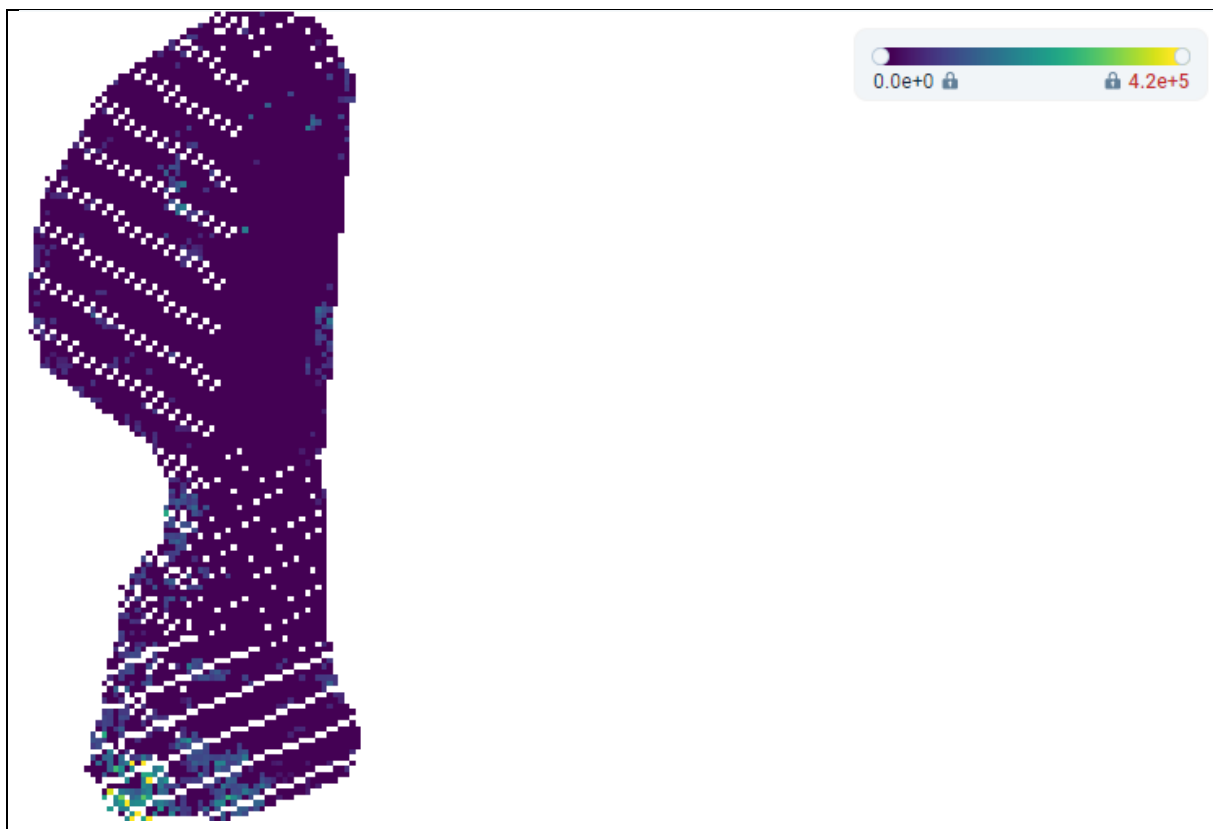


Figure 20. Image of the identification of the brain from the analysis of a male *Steatoda nobilis* with DHB matrix from Metaspace®.




Figure 21. Image of the identification of what is labeled “head” from the analysis of a male *Steatoda nobilis* with DHB matrix from Metaspace®.

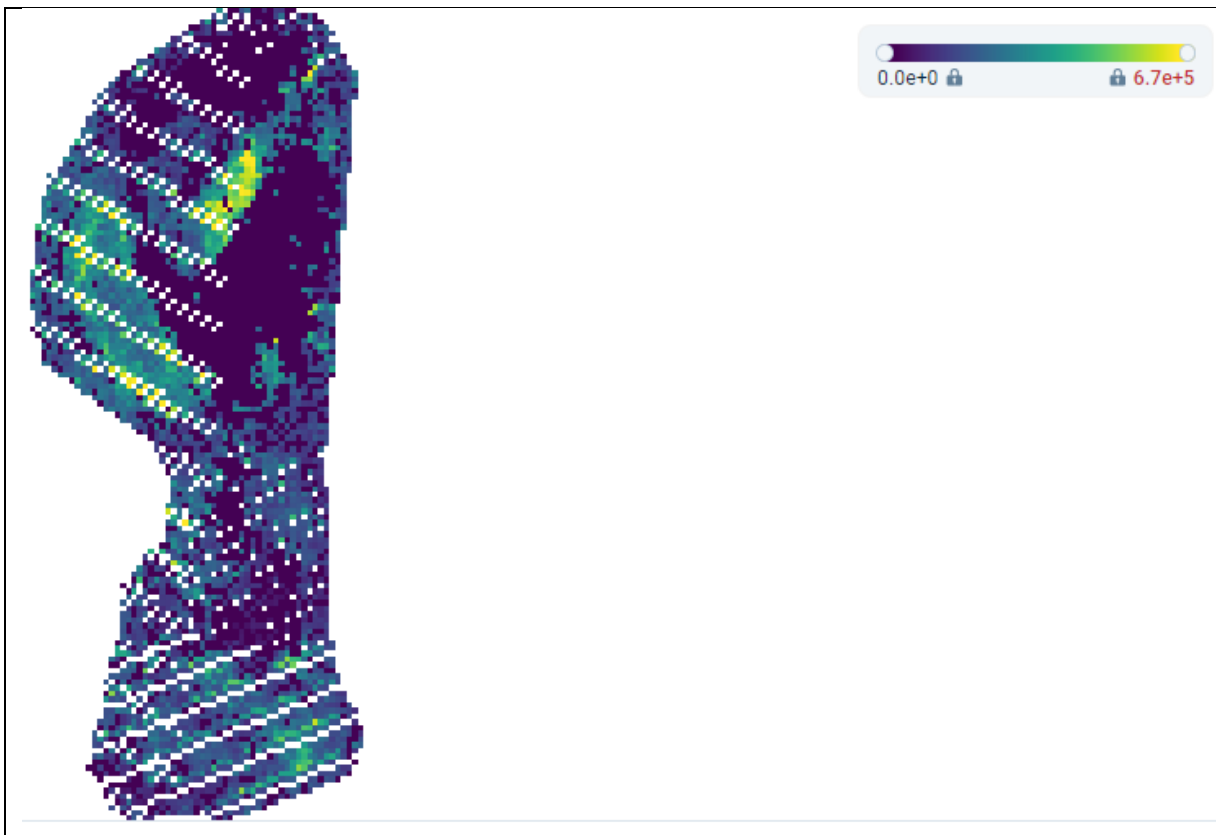


Figure 22. Image of the identification of the vascular system from the analysis of a male *Steatoda nobilis* with DHB matrix from Metaspace®.

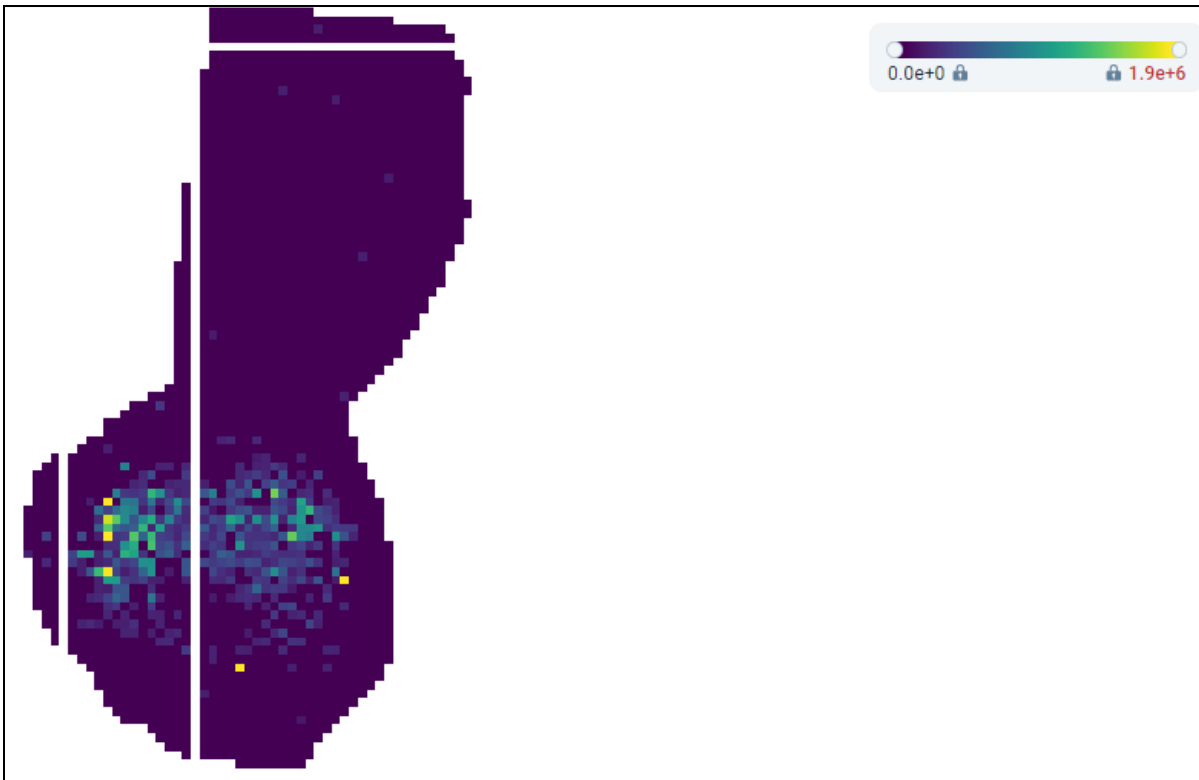


Figure 23. Image of the identification of what is labeled "abdomen" from the analysis of a male *Steatoda nobilis* with HCCA matrix from Metaspaces®.




Figure 24. Image of the identification of the brain from the analysis of a male *Steatoda nobilis* with HCCA matrix from Metaspaces®.

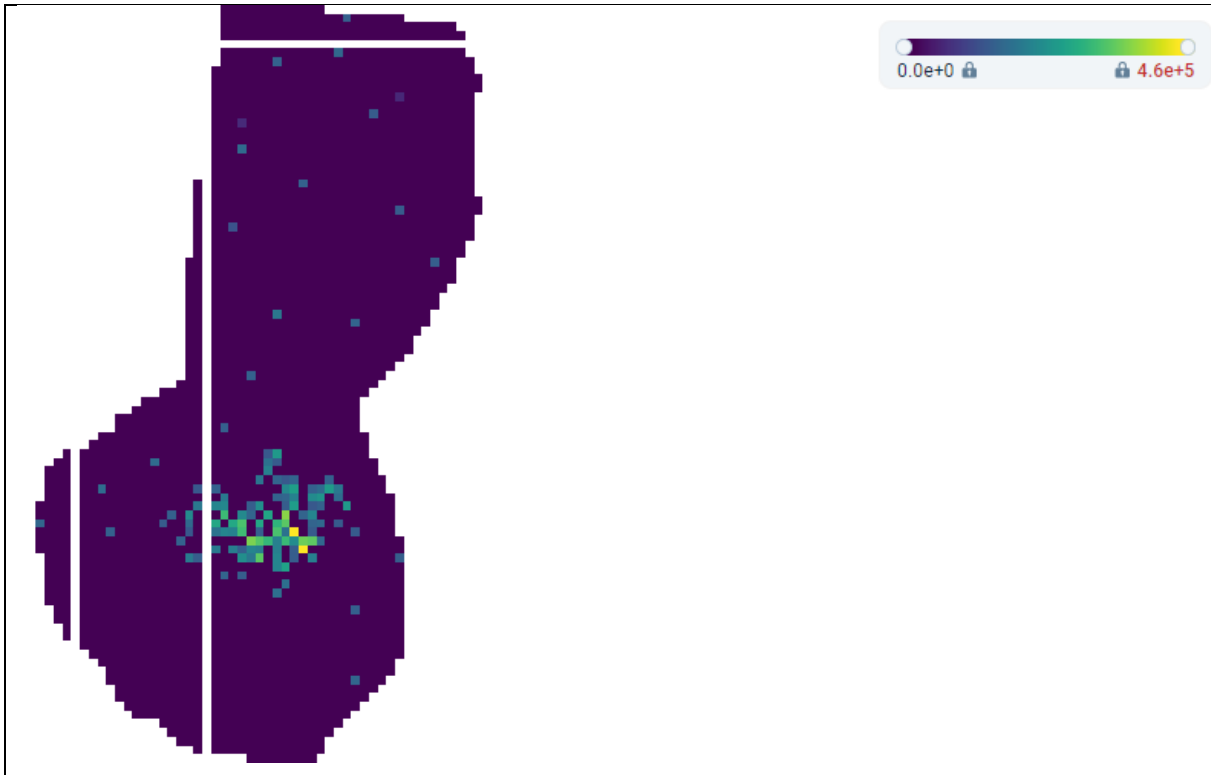


Figure 25. Image of the identification of what is labeled "centre abdomen" from the analysis of a male *Steatoda nobilis* with HCCA matrix from Metaspace®.




Figure 26. Image of the identification of the cuticle of the head from the analysis of a male *Steatoda nobilis* with HCCA matrix from Metaspace®.

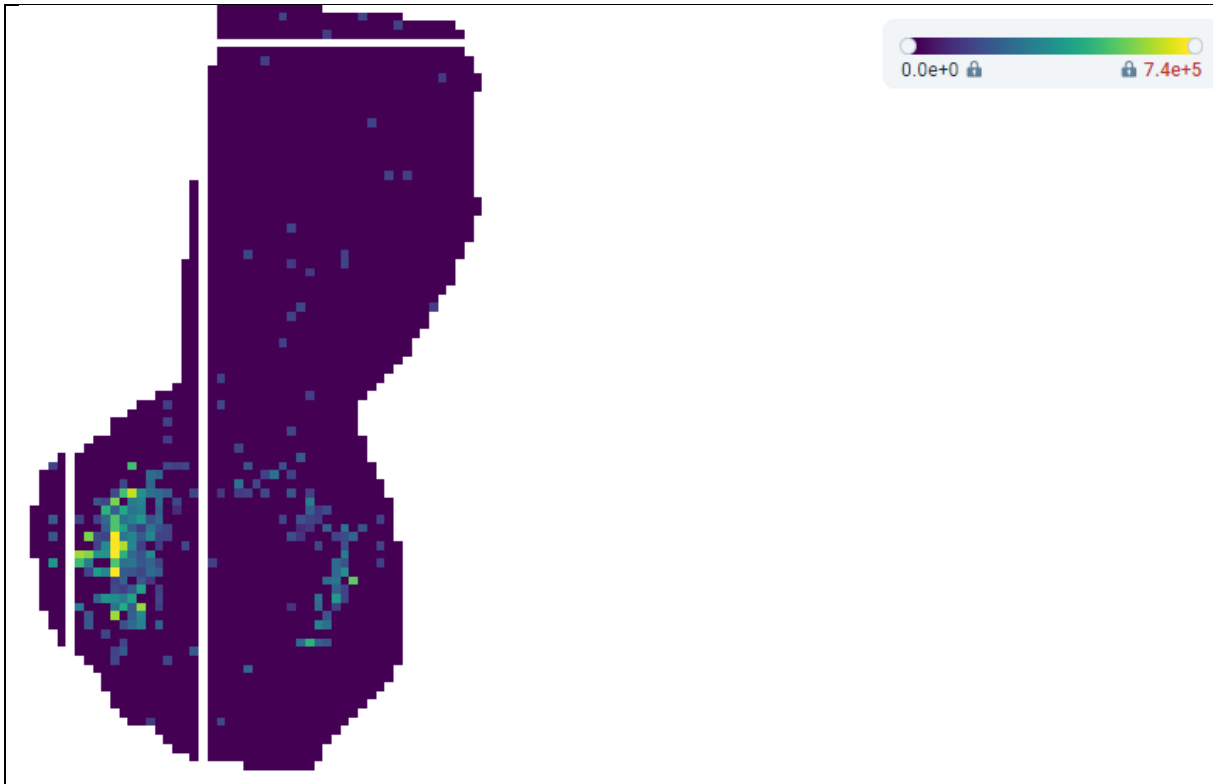


Figure 27. Image of the identification of what is labeled “top abdomen” from the analysis of a male *Steatoda nobilis* with HCCA matrix from Metaspace®.